



TOWN OF IGNACIO, COLORADO
FINANCIAL STATEMENTS
FOR THE FISCAL YEAR ENDED DECEMBER 31, 2022
WITH REPORT OF
INDEPENDENT CERTIFIED PUBLIC ACCOUNTANTS

TOWN OF IGNACIO, COLORADO

Table of Contents

Financial Section:	<u>Page</u>
Independent Auditors' Report	1
Management's Discussion and Analysis	5
Basic Financial Statements:	
Government-wide Financial Statements:	
Statement of Net Position	14
Statement of Activities	15
Fund Financial Statements:	
Balance Sheet – Governmental Funds.....	16
Reconciliation of the Governmental Funds Balance Sheet to the Statement of Net Position.....	17
Statement of Revenues, Expenditures, and Changes in Fund Balances – Governmental Funds.....	18
Reconciliation of the Statement of Revenues, Expenditures and Changes in Fund Balances of Governmental Funds to the Statement of Activities.....	19
Statement of Net Position - Proprietary Funds.....	20
Statement of Revenues, Expenses and Changes in Net Position - Proprietary Funds.....	21
Statement of Cash Flows - Proprietary Funds.....	22
Notes to Financial Statements	23
Required Supplementary Information:	
Schedule of the Proportionate Share of the Net Pension Liability	46
Schedule of Pension Contributions	47
Notes to Pension Plan Schedules.....	48
Schedule of Revenues, Expenditures, and Changes in Fund Balances – General Fund - Budget-and-Actual	50
Combining Statements:	
Combining Balance Sheet – Nonmajor Governmental Funds.....	54
Combining Statement of Revenues Expenditures, and Changes in Fund Balances – Nonmajor Governmental Funds.....	55
Supplementary Information:	
Schedule of Revenues, Expenditures, and Changes in Fund Balances – Economic Development Fund - Budget-and-Actual.....	58
Schedule of Revenues, Expenditures, and Changes in Fund Balances – Conservation Trust Fund - Budget-and-Actual	59
Schedule of Revenues, Expenditures, and Changes in Fund Balances – Capital Improvement Fund - Budget-and-Actual	60

Table of Contents, continued

Schedule of Revenues, Expenses, and Changes in
Available Resources – Enterprise Funds - Budget-and-Actual:

Water Fund	61
Gas Fund	62
Sewer Fund	63
Irrigation Fund	64
 Local Highway Finance Report.....	 66

Compliance Section:

Report on Internal Control over Financial Reporting and on Compliance and Other Matters	69
--	----



Independent Auditors' Report

The Honorable Mayor and Board
Town of Ignacio, Colorado

Report on the Audit of the Financial Statements

Opinions

We have audited the financial statements of the governmental activities, the business-type activities, each major fund, and the aggregate remaining fund information of the Town of Ignacio, Colorado, as of and for the year ended December 31, 2022, and the related notes to the financial statements, which collectively comprise the Town's basic financial statements as listed in the table of contents.

In our opinion, the accompanying financial statements present fairly, in all material respects, the respective financial position of the governmental activities, the business-type activities, each major fund, and the aggregate remaining fund information of the Town of Ignacio, Colorado, as of December 31, 2022, and the respective changes in financial position and, where applicable, cash flows thereof for the year then ended in accordance with accounting principles generally accepted in the United States of America.

Basis for Opinions

We conducted our audit in accordance with auditing standards generally accepted in the United States of America (GAAS) and the standards applicable to financial audits contained in *Government Auditing Standards*, issued by the Comptroller General of the United States. Our responsibilities under those standards are further described in the Auditor's Responsibilities for the Audit of the Financial Statements section of our report. We are required to be independent of the Town of Ignacio, Colorado and to meet our other ethical responsibilities, in accordance with the relevant ethical requirements relating to our audit. We believe that the audit evidence we have obtained is sufficient and appropriate to provide a basis for our audit opinions.

Responsibilities of Management for the Financial Statements

The Town of Ignacio, Colorado's management is responsible for the preparation and fair presentation of the financial statements in accordance with accounting principles generally accepted in the United States of America, and for the design, implementation, and maintenance of internal control relevant to the preparation and fair presentation of financial statements that are free from material misstatement, whether due to fraud or error.

In preparing the financial statements, management is required to evaluate whether there are conditions or events, considered in the aggregate, that raise substantial doubt about the Town of Ignacio, Colorado's ability to continue as a going concern for one year after the date that the financial statements are issued or when applicable, one year after the date that the financial statements are available to be issued.

Auditor’s Responsibilities for the Audit of the Financial Statements

Our objectives are to obtain reasonable assurance about whether the financial statements as a whole are free from material misstatement, whether due to fraud or error, and to issue an auditor’s report that includes our opinions. Reasonable assurance is a high level of assurance but is not absolute assurance and therefore is not a guarantee that an audit conducted in accordance with GAAS will always detect a material misstatement when it exists. The risk of not detecting a material misstatement resulting from fraud is higher than for one resulting from error, as fraud may involve collusion, forgery, intentional omissions, misrepresentations, or the override of internal control. Misstatements are considered material if there is a substantial likelihood that, individually or in the aggregate, they would influence the judgment made by a reasonable user based on the financial statements.

In performing an audit in accordance with GAAS, we:

- Exercise professional judgment and maintain professional skepticism throughout the audit.
- Identify and assess the risks of material misstatement of the financial statements, whether due to fraud or error, and design and perform audit procedures responsive to those risks. Such procedures include examining, on a test basis, evidence regarding the amounts and disclosures in the financial statements.
- Obtain an understanding of internal control relevant to the audit in order to design audit procedures that are appropriate in the circumstances, but not for the purpose of expressing an opinion on the effectiveness of the Town’s internal control. Accordingly, no such opinion is expressed.
- Evaluate the appropriateness of accounting policies used and the reasonableness of significant accounting estimates made by management, as well as evaluate the overall presentation of the financial statements.
- Conclude whether, in our judgment, there are conditions or events, considered in the aggregate, that raise substantial doubt about the Town’s ability to continue as a going concern for a reasonable period of time.

We are required to communicate with those charged with governance regarding, among other matters, the planned scope and timing of the audit, significant audit findings, and certain internal control–related matters that we identified during the audit.

Required Supplementary Information

Accounting principles generally accepted in the United States of America require that the management’s discussion and analysis, budgetary comparison information, and the pension related schedules and notes as listed in the table of contents be presented to supplement the basic financial statements. Such information is the responsibility of management and, although not a part of the basic financial statements, is required by the Governmental Accounting Standards Board who considers it to be an essential part of financial reporting for placing the basic financial statements in an appropriate operational, economic, or historical context. We have applied certain limited procedures to the required supplementary information in accordance with auditing standards generally accepted in the United States of America, which consisted of inquiries of management about the methods of preparing the information and comparing the information for consistency with management’s responses to our inquiries, the basic financial statements, and other knowledge we obtained during our audit of the basic financial statements. We do not express an opinion or provide any assurance on the information because the limited procedures do not provide us with sufficient evidence to express an opinion or provide any assurance.

Supplementary Information

Our audit was conducted for the purpose of forming opinions on the financial statements that collectively comprise the Town of Ignacio, Colorado’s basic financial statements. The combining statements, budgetary comparison schedules, and Local Highway Finance Report are presented for purposes of additional analysis

and are not a required part of the basic financial statements. Such information is the responsibility of management and was derived from and relates directly to the underlying accounting and other records used to prepare the basic financial statements. The information has been subjected to the auditing procedures applied in the audit of the basic financial statements and certain additional procedures, including comparing and reconciling such information directly to the underlying accounting and other records used to prepare the basic financial statements or to the basic financial statements themselves, and other additional procedures in accordance with auditing standards generally accepted in the United States of America. In our opinion, the combining statements, budgetary comparison schedules, and Local Highway Finance Report are fairly stated, in all material respects, in relation to the basic financial statements as a whole.

Other Reporting Required by *Government Auditing Standards*

In accordance with *Government Auditing Standards*, we have also issued our report dated May 30, 2023 on our consideration of the Town's internal control over financial reporting and on our tests of its compliance with certain provisions of laws, regulations, contracts, and grant agreements and other matters. The purpose of that report is solely to describe the scope of our testing of internal control over financial reporting and compliance and the results of that testing, and not to provide an opinion on the effectiveness of internal control over financial reporting or on compliance. That report is an integral part of an audit performed in accordance with *Government Auditing Standards* in considering the Town's internal control over financial reporting and compliance.

HintonBurdick, PLLC

HintonBurdick, PLLC
St. George, Utah
May 30, 2023

This page intentionally left blank

TOWN OF IGNACIO, COLORADO
MANAGEMENT'S DISCUSSION AND ANALYSIS
For the Year Ended December 31, 2022

As management of the Town of Ignacio (Town), we offer readers of the Town's financial statements this narrative overview and analysis of the financial activities of the Town for the year ended December 31, 2022. Please read it in conjunction with the accompanying basic financial statements.

FINANCIAL HIGHLIGHTS

- Total assets plus deferred outflows exceeded total liabilities plus deferred inflows (net position) by \$8.9 million at the close of the fiscal year. This was an increase of \$987,401 over the previous year.
- Total governmental and business-type net position increased by a combined total of \$987,401. This is compared to last year's change in net position of \$421,771.
- The total cost of all Town programs for 2022 was \$3,370,885.
- The general fund unassigned fund balance at the end of 2022 was \$1,791,813 which is 83.6% of total General fund expenditures.

USING THIS ANNUAL REPORT

This annual report consists of a series of financial statements. The three components of the financial statements are: (1) Government-wide financial statements which include the Statement of Net Position and the Statement of Activities. These statements provide information about the activities of the Town as a whole. (2) Fund financial statements tell how these services were financed in the short term as well as what remains for future spending. Fund financial statements also report the Town's operations in more detail than the government-wide statements by providing information about the Town's most significant funds. (3) Notes to the financial statements.

Reporting the Town as a Whole

The Statement of Net Position and the Statement of Activities (Government-wide)

A frequently asked question regarding the Town's financial health is whether the year's activities contributed positively to the overall financial well-being. The Statement of Net Position and the Statement of Activities report information about the Town as a whole and about its activities in a way that helps answer this question. These statements include all assets and liabilities using the accrual basis of accounting, which is similar to the accounting used by most private-sector companies. All of the current year's revenues and expenses are taken into account regardless of when cash is received or paid.

These two statements report the Town's net position and changes in them. Net position, the difference between assets plus deferred outflows and liabilities plus deferred inflows, are one way to measure the Town's financial health, or financial position. Over time, increases or decreases in net position is an indicator of whether the financial health is improving or deteriorating. However, it is important to consider other non-financial factors such as changes in the condition of the Town's roads to accurately assess the overall health of the Town.

The Statement of Net Position and the Statement of Activities, present information about the following:

- Government activities – All of the Town's basic services are considered to be governmental activities, including general government, public safety, public works/streets, parks and recreation, economic development and interest on long-term debt. Sales taxes, property taxes, franchise taxes, intergovernmental revenues and charges for services finance most of these activities.
- Proprietary activities/Business type activities – The Town charges a fee to customers to cover most of the cost of the services provided.

Reporting the Town's Most Significant Funds

Fund Financial Statements

The fund financial statements provide detailed information about the most significant funds—not the Town as a whole. Some funds are required to be established by State law and by bond covenants. However, management establishes many other funds which aid in the management of money for particular purposes or meet legal responsibilities associated with the usage of certain taxes, grants, and other money. The Town's two major kinds of funds, governmental and proprietary, use different accounting approaches as explained below.

- Governmental funds – Most of the Town's basic services are reported in governmental funds. Governmental funds focus on how resources flow in and out with the balances remaining at year-end that are available for spending. These funds are reported using an accounting method called the modified accrual accounting method, which measures cash and all other financial assets that can readily be converted to cash. The governmental fund statements provide a detailed short-term view of the Town's general government operations and the basic services it provides. Government fund information shows whether there are more or fewer financial resources that can be spent in the near future to finance the Town's programs. We describe the relationship (or differences) between governmental activities (reported in the Statement of Net Position and the Statement of Activities) and governmental funds in a reconciliation included with the Basic Financial Statements and in footnote 2.
- Proprietary funds – When the Town charges customers for the services it provides, these services are generally reported in proprietary funds. Proprietary funds are reported in the same way that all activities are reported in the Statement of Net Position and the Statement of Activities.

GOVERNMENT-WIDE FINANCIAL ANALYSIS

Net position may serve over time as a useful indicator of the Town's financial position. The Town's combined assets plus deferred outflows exceeded liabilities plus deferred inflows by \$8.9 million as of December 31, 2022 as shown in the following condensed statement of net position. Of this amount, \$2,321,845 is unrestricted and available to meet the Town's ongoing financial obligations.

By far the largest portion of net position is the net investment in capital assets of \$5,704,906 (64.03% of total net position). This amount reflects the investment in all capital assets (e.g. infrastructure, land, buildings, and equipment) less any related debt used to acquire those assets that are still outstanding. These capital assets are used to provide services to citizens; consequently, these assets are not available for future spending. Although the investment in capital assets is reported net of debt, it should be noted that the resources needed to repay this debt must be provided from other sources since capital assets themselves cannot be used to liquidate these liabilities. For 2022, the Town has no bonded debt.

The Town has chosen to account for its water, gas, sewer, and irrigation operations in enterprise funds which are shown as Business Activities.

The following table summarizes the Town's governmental and business-type net position as of December 31, 2022 and 2021:

TOWN OF IGNACIO, COLORADO Statement of Net Position

	Governmental activities		Business-type activities		Combined Total	
	12/31/2022	12/31/2021	12/31/2022	12/31/2021	12/31/2022	12/31/2021
Current and other assets	\$ 3,374,582	\$ 2,631,419	\$ 430,795	\$ 309,578	\$ 3,805,377	\$ 2,940,997
Capital assets	1,603,007	1,289,857	4,101,899	4,179,398	5,704,906	5,469,255
Total assets	4,977,589	3,921,276	4,532,694	4,488,976	9,510,283	8,410,252
Deferred Outflows of Resources	232,150	250,570	-	-	232,150	250,570
Long-term liabilities outstanding	79,698	84,194	10,987	9,516	90,685	93,710
Other liabilities	261,665	372,247	209,484	107,618	471,149	479,865
Total liabilities	341,363	456,441	220,471	117,134	561,834	573,575
Deferred Inflows of Resources	271,122	165,171	-	-	271,122	165,171
Net position:						
Net investment in capital assets	1,603,007	1,289,857	4,101,899	4,179,398	5,704,906	5,469,255
Restricted	882,726	611,944	-	-	882,726	611,944
Unrestricted	2,111,521	1,648,433	210,324	192,444	2,321,845	1,840,877
Total net position	\$ 4,597,254	\$ 3,550,234	\$ 4,312,223	\$ 4,371,842	\$ 8,909,477	\$ 7,922,076

An additional portion of net position, \$882,726 represents resources that are subject to external restrictions on how they may be used. The remaining balance of unrestricted net position, \$2,321,845 (26.06% of total net position), may be used to meet the government's ongoing obligations to citizens and creditors.

Governmental Activities

The cost of all Governmental activities this year was \$1,768,424 as shown in the Changes in Net Position statement below. \$244,172 of this cost was paid for by those who directly benefited from the programs. \$195,926 was subsidized by grants or contributions received from other governmental organizations for both capital and operating activities. General taxes, investment earnings and other revenues totaled \$2,326,799.

The Town's programs include: General Government, Public Safety, Public Works/Streets, Parks & Recreation and Economic Development. Each program's revenues and expenses are presented below.

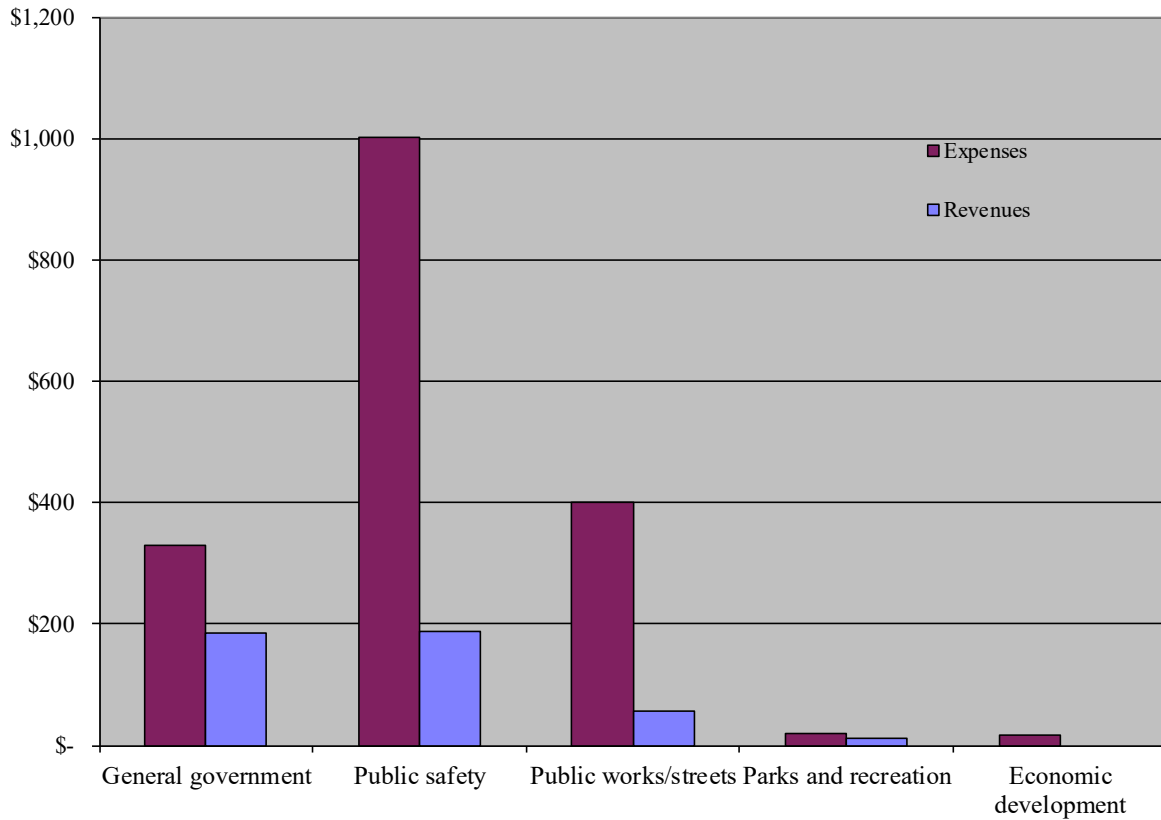
TOWN OF IGNACIO, COLORADO Changes in Net Position

	Governmental activities		Business-type activities		Combined Total	
	12/31/2022	12/31/2021	12/31/2022	12/31/2021	12/31/2022	12/31/2021
Revenues:						
Program revenues:						
Charges for services	\$ 244,172	\$ 158,196	\$ 1,531,608	\$ 1,179,811	\$ 1,775,780	\$ 1,338,007
Operating grants and contributions	148,925	152,831	-	24,258	148,925	177,089
Capital grants and contributions	47,001	638,000	8,862	8,962	55,863	646,962
General revenues:						
Taxes	2,290,233	2,033,614	-	-	2,290,233	2,033,614
Investment earnings	36,566	910	2,372	47	38,938	957
Total revenues	<u>2,766,897</u>	<u>2,983,551</u>	<u>1,542,842</u>	<u>1,213,078</u>	<u>4,309,739</u>	<u>4,196,629</u>
Expenses:						
General government	329,108	289,362	-	-	329,108	289,362
Public safety	1,002,022	998,771	-	-	1,002,022	998,771
Public works/streets	399,445	1,116,931	-	-	399,445	1,116,931
Parks and recreation	20,165	6,705	-	-	20,165	6,705
Economic development	17,684	65,542	-	-	17,684	65,542
Water	-	-	331,056	285,604	331,056	285,604
Gas	-	-	710,118	421,688	710,118	421,688
Sewer	-	-	517,033	540,147	517,033	540,147
Irrigation	-	-	44,254	50,108	44,254	50,108
Total expenses	<u>1,768,424</u>	<u>2,477,311</u>	<u>1,602,461</u>	<u>1,297,547</u>	<u>3,370,885</u>	<u>3,774,858</u>
Increase (decrease) in net position before transfers	998,473	506,240	(59,619)	(84,469)	938,854	421,771
Transfers	-	(90,000)	-	90,000	-	-
Net position, beginning	3,550,234	3,158,739	4,371,842	4,341,566	7,922,076	7,500,305
Prior period adjustment	48,547	(24,745)	-	24,745	48,547	-
Net position, ending	<u>\$ 4,597,254</u>	<u>\$ 3,550,234</u>	<u>\$ 4,312,223</u>	<u>\$ 4,371,842</u>	<u>\$ 8,909,477</u>	<u>\$ 7,922,076</u>

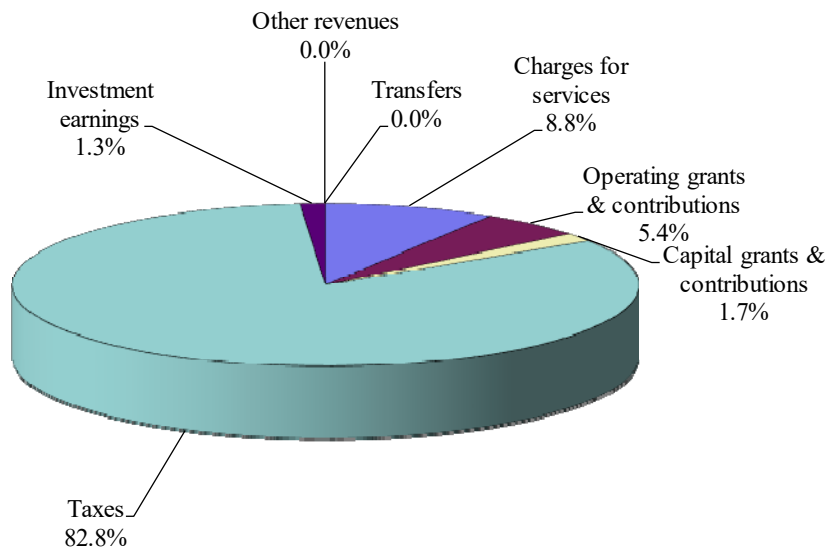
Total resources available during the year to finance governmental operations were \$6,365,678 consisting of Net position at January 1, 2022 of \$3,550,234, program revenues of \$440,098, General Revenues of \$2,326,799, and a prior period adjustment of \$48,547. Total Governmental Activities expenses during the year were \$1,768,424; thus Governmental Net Position increased by \$998,473 to \$4,597,254.

The following graphs compare program expenses to program revenues and provide a breakdown of revenues by source for all governmental activities:

Expenses and Program Revenues - Governmental Activities
(in Thousands)



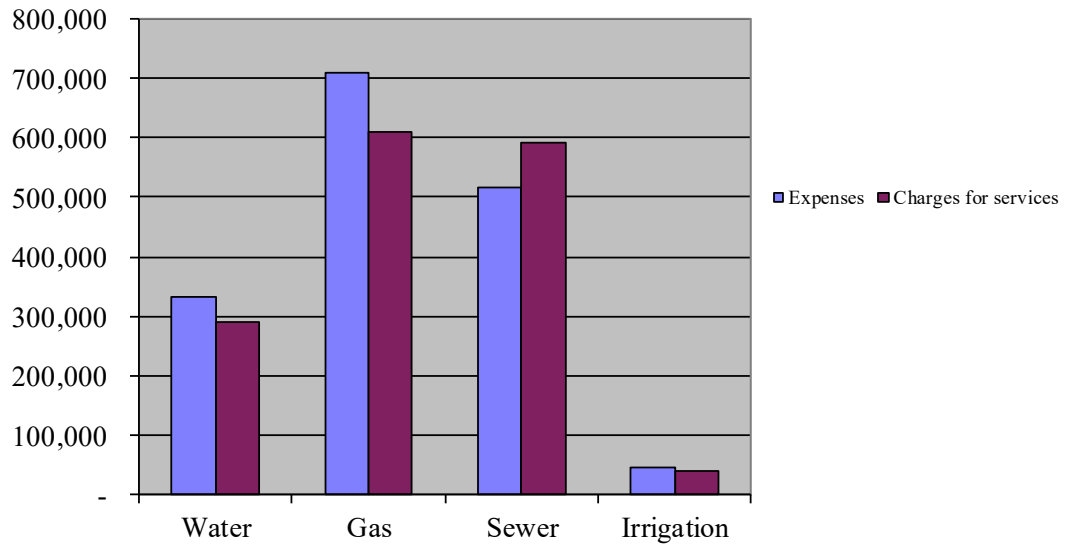
Revenue By Source - Governmental Activities



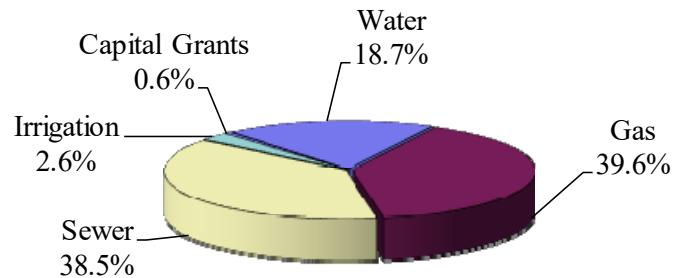
Business Type Activities

Net position of the Business Type activities at December 31, 2022, as reflected in the Statement of Net Position was \$4.31 million. The cost of providing all Proprietary (Business Type) activities this year was \$1,602,461 as shown in the statement of Changes in Net Position. The amounts paid by users of the system were \$1,531,608 and there was \$8,862 subsidized by operating and capital grants and contributions. Investment earnings were \$2,372. The Net Position decreased by \$59,619. The following graphs compare the total business-type activity expenses by service to the charges for those services and the graph at the bottom of the page provides a breakdown of the total revenues for business-type activities.

Expenses and Charges for Services - Business-type Activities



Revenue By Source - Business-type Activities



Financial Analysis of the Government's Funds

As noted earlier, the Town uses fund accounting to ensure and demonstrate compliance with finance-related legal requirements.

Governmental funds: The focus of the Town's governmental funds is to provide information on near-term inflows, outflows, and balances of spendable resources. Such information is useful in assessing the Town's financing requirements. In particular, unreserved fund balance may serve as a useful measure of a government's net resources available for spending at the end of the fiscal year.

As of the end of the current fiscal year, the Town's governmental funds reported combined ending fund balances of \$2.7 million, an increase of \$640,090 in comparison with the prior year. Approximately 65.4% or \$1,791,813 constitutes unassigned fund balance, which is available for spending at the government's discretion.

The Town has two major governmental fund, the General Fund and the Capital Improvement Fund.

The General Fund is the primary operating fund for the Town. At December 31, 2022, unassigned fund balance in the General Fund was \$1,791,813. As a measure of the General Fund's liquidity, it may be useful to compare both unassigned fund balance and total fund balance to total fund expenditures. Total unassigned fund balance represents 83.63% of the total General Fund expenditures. The fund balance of the Town's General Fund increased by \$315,015 for the year ended December 31, 2022. Total revenues in the General Fund increased \$376,109 from the prior year, and total expenses increased by \$416,095 from the prior year.

The Capital Improvement Fund accounts for acquisition or construction of major capital facilities. At December 31, 2022, the Capital Improvement Fund had a restricted fund balance of \$694,942, an increase of \$262,973 from the prior year.

Proprietary funds: The Town's proprietary funds provide the same type of information found in the government-wide financial statements, but in more detail. Net position and changes in net position for the year-ended December 31, 2022 for the Town's four enterprise funds (Water, Gas, Sewer, and Irrigation) are as follows:

	Water	Gas	Sewer	Irrigation	Total
Unrestricted net position	\$ 42,406	\$ 66,478	\$ 86,171	\$ 15,269	\$ 210,324
Total net position	1,784,448	1,745,853	419,534	362,388	4,312,223
Change in net position	(38,532)	(95,012)	77,688	(3,763)	(59,619)

Budgetary Highlights

General fund revenues of \$2,457,519 were more than budgeted revenues of \$1,984,766 by \$472,753. Actual expenditures were \$251,314 more than budgeted expenditures.

CAPITAL ASSET AND DEBT ADMINISTRATION

Capital Assets

The capital assets of the Town are those assets that are used in performance of Town functions including infrastructure assets. Capital Assets include equipment, vehicles, buildings, land, system improvements, park facilities and roads. At the end of 2022, net capital assets of the government activities totaled \$1.6 million and the net capital assets of the business-type activities were \$4.1 million. The most significant governmental-type fund capital asset addition was the Goddard Avenue land purchase. Depreciation on capital assets for both government activities and business-type activities is recognized in the Government-Wide financial statements. (See note 5 to the financial statements.)

Debt

At year-end, the Town had \$79,698 in governmental type debt, and \$10,987 in proprietary debt. During the current fiscal year, the Town's total debt decreased by \$3,025. The Town has no bonded debt. (See note 6 to the financial statements for detailed descriptions.)

NEXT YEAR'S BUDGET AND ECONOMIC FACTORS

In considering the Town Budget for the year 2023, the Town Board of Trustees and management were cautious as to the growth of revenues and expenditures.

CONTACTING THE TOWN'S FINANCIAL MANAGEMENT

This financial report is designed to provide our citizens, taxpayers, customers, investors and creditors with a general overview of the Town's finances and to show the Town's accountability for the money it receives. If you have questions about this report or need additional financial information, contact the Town Treasurer at: 540 Goddard, PO Box 459, Ignacio, Colorado 81137.

BASIC FINANCIAL STATEMENTS

TOWN OF IGNACIO, COLORADO
Statement of Net Position
December 31, 2022

	Governmental Activities	Business-type Activities	Total
Assets			
Cash and cash equivalents	\$ 2,487,565	\$ 194,678	\$ 2,682,243
Receivables (net of allowance)	451,529	236,117	687,646
Net pension asset	337,783	-	337,783
Temporarily restricted assets:			
Cash and cash equivalents	97,705	-	97,705
Capital assets not being depreciated:			
Land	887,510	-	887,510
Construction in progress	19,407	130,977	150,384
Capital assets (net of accumulated depreciation):			
Utility plant	-	3,545,660	3,545,660
Irrigation system	-	347,119	347,119
Buildings	130,254	-	130,254
Machinery and equipment	94,948	78,143	173,091
Vehicles	125,396	-	125,396
Infrastructure and systems	345,492	-	345,492
Total assets	<u>4,977,589</u>	<u>4,532,694</u>	<u>9,510,283</u>
Deferred Outflows of Resources			
Deferred outflows related to pensions	<u>232,150</u>	<u>-</u>	<u>232,150</u>
Liabilities			
Accounts payable and other current liabilities	33,439	209,484	242,923
Unearned revenue	228,226	-	228,226
Noncurrent liabilities:			
Due within one year	<u>79,698</u>	<u>10,987</u>	<u>90,685</u>
Total liabilities	<u>341,363</u>	<u>220,471</u>	<u>561,834</u>
Deferred Inflows of Resources			
Deferred revenue - property taxes	37,180	-	37,180
Deferred inflows related to pensions	<u>233,942</u>	<u>-</u>	<u>233,942</u>
Total deferred inflows of resources	<u>271,122</u>	<u>-</u>	<u>271,122</u>
Net Position			
Net investment in capital assets	1,603,007	4,101,899	5,704,906
Restricted for:			
Emergency reserve	85,514	-	85,514
Public safety	12,191	-	12,191
Parks and recreation	90,079	-	90,079
Capital improvements	694,942	-	694,942
Unrestricted	<u>2,111,521</u>	<u>210,324</u>	<u>2,321,845</u>
Total net position	<u>\$ 4,597,254</u>	<u>\$ 4,312,223</u>	<u>\$ 8,909,477</u>

The accompanying notes are an integral part of the financial statements.

TOWN OF IGNACIO, COLORADO
Statement of Activities
For the Year Ended December 31, 2022

Functions/Programs	Expenses	Program Revenues			Net (Expense) Revenue and Changes in Net Position		
		Charges for Services	Operating Grants and Contributions	Capital Grants and Contributions	Primary Government		Total
					Governmental Activities	Business-type Activities	
Governmental activities:							
General government	\$ 329,108	\$ 184,919	\$ -	\$ -	\$ (144,189)	\$ -	\$ (144,189)
Public safety	1,002,022	3,663	138,028	47,001	(813,330)	-	(813,330)
Public works/streets	399,445	55,590	-	-	(343,855)	-	(343,855)
Parks and recreation	20,165	-	10,897	-	(9,268)	-	(9,268)
Economic development	17,684	-	-	-	(17,684)	-	(17,684)
Total governmental activities	1,768,424	244,172	148,925	47,001	(1,328,326)	-	(1,328,326)
Business-type activities:							
Water	331,056	288,610	-	3,450	-	(38,996)	(38,996)
Gas	710,118	609,818	-	3,562	-	(96,738)	(96,738)
Sewer	517,033	592,870	-	1,850	-	77,687	77,687
Irrigation	44,254	40,310	-	-	-	(3,944)	(3,944)
Total business-type activities	1,602,461	1,531,608	-	8,862	-	(61,991)	(61,991)
Total primary government	\$ 3,370,885	\$ 1,775,780	\$ 148,925	\$ 55,863	(1,328,326)	(61,991)	(1,390,317)
General Revenues:							
Taxes:							
Property tax					38,956	-	38,956
Sales tax					2,117,180	-	2,117,180
Other taxes					133,307	-	133,307
Franchise tax					790	-	790
Unrestricted investment earnings					36,566	2,372	38,938
Total general revenues & transfers					2,326,799	2,372	2,329,171
Change in net position					998,473	(59,619)	938,854
Net position - beginning					3,550,234	4,371,842	7,922,076
Prior period adjustment					48,547	-	48,547
Net position - ending					\$ 4,597,254	\$ 4,312,223	\$ 8,909,477

The accompanying notes are an integral part of the financial statements.

TOWN OF IGNACIO, COLORADO
Balance Sheet
Governmental Funds
December 31, 2022

Assets	General Fund	Capital Improvement Fund	Nonmajor Governmental Funds	Total Governmental Funds
Cash and investments	\$ 1,694,311	\$ 639,760	\$ 153,494	\$ 2,487,565
Accounts receivable	4,669	-	-	4,669
Property taxes receivable	37,180	-	-	37,180
Due from other governments	354,498	55,182	-	409,680
Due from other funds	-	-	-	-
Restricted cash and investments	97,705	-	-	97,705
Total assets	<u>\$ 2,188,363</u>	<u>\$ 694,942</u>	<u>\$ 153,494</u>	<u>\$ 3,036,799</u>
 Liabilities, Deferred Inflows, and Fund Balances				
Liabilities:				
Accounts payable	\$ 10,673	\$ -	\$ -	\$ 10,673
Accrued liabilities	22,766	-	-	22,766
Unearned revenue	228,226	-	-	228,226
Total liabilities	<u>261,665</u>	<u>-</u>	<u>-</u>	<u>261,665</u>
Deferred inflows of resources:				
Deferred revenue - property taxes	37,180	-	-	37,180
	<u>37,180</u>	<u>-</u>	<u>-</u>	<u>37,180</u>
Fund balances:				
Restricted for:				
Emergency reserve	85,514	-	-	85,514
Public safety	12,191	-	-	12,191
Parks and recreation	-	-	90,079	90,079
Capital improvements	-	694,942	-	694,942
Committed for:				
Economic development	-	-	63,415	63,415
Unassigned	1,791,813	-	-	1,791,813
Total fund balances	<u>1,889,518</u>	<u>694,942</u>	<u>153,494</u>	<u>2,737,954</u>
Total liabilities, deferred inflows of resources, and fund balances	<u>\$ 2,188,363</u>	<u>\$ 694,942</u>	<u>\$ 153,494</u>	<u>\$ 3,036,799</u>

The accompanying notes are an integral part of the financial statements.

TOWN OF IGNACIO, COLORADO
Reconciliation of the Balance Sheet of Governmental Funds
to the Statement of Net Position
December 31, 2022

Total fund balances - governmental funds \$ 2,737,954

Amounts reported for governmental activities in the statement of net position are different because:

Capital assets used in governmental activities are not financial resources and, therefore, are not reported in the funds.

Governmental capital assets	2,877,219	
Accumulated depreciation	<u>(1,274,212)</u>	1,603,007

Long-term liabilities are not due and payable in the current period and therefore are not reported in the funds.

Compensated absences	<u>(79,698)</u>	(79,698)
----------------------	-----------------	----------

Deferred outflows and inflows of resources related to pensions and net pension assets are applicable to future reporting periods and therefore are not reported in the funds.

Deferred outflows	232,150	
Deferred inflows	(233,942)	
Net pension asset	<u>337,783</u>	335,991

Total net position - governmental activities		\$ 4,597,254
--	--	--------------

The accompanying notes are an integral part of the financial statements.

TOWN OF IGNACIO, COLORADO
Statement of Revenues, Expenditures and Changes in
Fund Balances - Governmental Funds
For the Year Ended December 31, 2022

	General Fund	Capital Improvement Fund	Nonmajor Governmental Funds	Total Governmental Funds
Revenues				
Taxes	\$ 1,871,217	\$ 289,512	\$ -	\$ 2,160,729
Licenses and permits	16,135	-	-	16,135
Intergovernmental	314,532	-	10,897	325,429
Fines and forfeitures	410	-	-	410
Charges for services	49,122	-	-	49,122
Interest revenue	27,598	6,311	2,658	36,567
Other revenues	178,505	-	-	178,505
Total revenues	<u>2,457,519</u>	<u>295,823</u>	<u>13,555</u>	<u>2,766,897</u>
Expenditures				
Current:				
Legislative	14,148	-	-	14,148
Administration	288,282	-	-	288,282
Community development	33,748	-	-	33,748
Public safety	1,099,598	-	-	1,099,598
Public works	364,633	-	-	364,633
Parks	17,150	-	-	17,150
Capital outlay	324,945	32,850	-	357,795
Total expenditures	<u>2,142,504</u>	<u>32,850</u>	<u>-</u>	<u>2,175,354</u>
Net change in fund balances	315,015	262,973	13,555	591,543
Fund balance, beginning of year	1,574,503	431,969	91,392	2,097,864
Prior period adjustment	-	-	48,547	48,547
Fund balance, end of year	<u>\$ 1,889,518</u>	<u>\$ 694,942</u>	<u>\$ 153,494</u>	<u>\$ 2,737,954</u>

The accompanying notes are an integral part of the financial statements.

TOWN OF IGNACIO, COLORADO
Reconciliation of the Statement of Revenues, Expenditures
and Changes in Fund Balances of Governmental Funds
To the Statement of Activities
For the Year Ended December 31, 2022

Amounts reported for governmental activities in the statement of activities are different because:

Net change in fund balances - total governmental funds	\$	640,090
<p>Governmental funds report capital outlays as expenditures. However, in the statement of activities, the costs of those assets is allocated over their estimated useful lives and reported as depreciation expense. This is the amount by which depreciation exceeded capital outlay in the current period.</p>		
Capital outlay		391,850
Depreciation expense		(78,700)
		313,150
<p>Pension contributions are reported as expenditures in the governmental funds when made. However, they are reported as deferred outflows of resources in the Statement of Net Position because the net pension liability is measured a year before the Town's report date. Pension expense, which is the change in the net pension liability adjusted for changes in deferred outflows and inflows of resources related to pensions, is reported in the Statement of Activities.</p>		
Pension contributions		49,690
Pension expense		39,594
		89,284
<p>Compensated absences expenses reported in the statement of activities do not require the use of current financial resources and therefore are not reported as expenditures in governmental funds.</p>		
		4,496
Change in net position of governmental activities	\$	1,047,020

The accompanying notes are an integral part of the financial statements.

TOWN OF IGNACIO, COLORADO
Statement of Net Position
Proprietary Funds
December 31, 2022

	Water Fund	Gas Fund	Sewer Fund	Nonmajor Irrigation Fund	Combined Total
Assets					
Current assets:					
Cash	\$ 28,312	\$ 114,225	\$ 35,993	\$ 16,148	\$ 194,678
Accounts receivable	27,324	123,411	84,940	442	236,117
Total current assets	<u>55,636</u>	<u>237,636</u>	<u>120,933</u>	<u>16,590</u>	<u>430,795</u>
Capital assets:					
Construction in progress	130,977	-	-	-	130,977
Utility plant	2,275,250	2,515,624	518,132	-	5,309,006
Irrigation system	-	-	-	462,842	462,842
Equipment	10,298	263,205	25,464	-	298,967
Accumulated depreciation	(674,483)	(1,099,454)	(210,233)	(115,723)	(2,099,893)
Total capital assets	<u>1,742,042</u>	<u>1,679,375</u>	<u>333,363</u>	<u>347,119</u>	<u>4,101,899</u>
Total assets	<u><u>\$ 1,797,678</u></u>	<u><u>\$ 1,917,011</u></u>	<u><u>\$ 454,296</u></u>	<u><u>\$ 363,709</u></u>	<u><u>\$ 4,532,694</u></u>
Liabilities					
Current liabilities:					
Accounts payable	\$ 7,834	\$ 165,762	\$ 30,024	\$ -	\$ 203,620
Accrued liabilities	1,869	1,869	1,702	424	5,864
Compensated absences - current	3,527	3,527	3,036	897	10,987
Total current liabilities	<u>13,230</u>	<u>171,158</u>	<u>34,762</u>	<u>1,321</u>	<u>220,471</u>
Total liabilities	<u>13,230</u>	<u>171,158</u>	<u>34,762</u>	<u>1,321</u>	<u>220,471</u>
Net position					
Net investment in capital assets	1,742,042	1,679,375	333,363	347,119	4,101,899
Unrestricted	42,406	66,478	86,171	15,269	210,324
Total net position	<u><u>\$ 1,784,448</u></u>	<u><u>\$ 1,745,853</u></u>	<u><u>\$ 419,534</u></u>	<u><u>\$ 362,388</u></u>	<u><u>\$ 4,312,223</u></u>

The accompanying notes are an integral part of the financial statements.

TOWN OF IGNACIO, COLORADO
Statement Revenues, Expenses, and Changes in Net Position
Proprietary Funds
For the Year Ended December 31, 2022

	Water Fund	Gas Fund	Sewer Fund	Nonmajor Irrigation Fund	Combined Total
Operating revenues					
Charges for services	\$ 288,610	\$ 609,818	\$ 592,870	\$ 40,310	\$ 1,531,608
Total operating revenues	<u>288,610</u>	<u>609,818</u>	<u>592,870</u>	<u>40,310</u>	<u>1,531,608</u>
Operating expenses					
Commodity purchases	124,307	477,834	-	-	602,141
Personnel services	113,543	113,543	99,357	25,253	351,696
Contracted services	8,151	6,257	367,189	700	382,297
Supplies	29,037	22,062	3,349	8,137	62,585
Repairs and maintenance	4,317	3,229	2,702	646	10,894
Administrative	4,524	9,695	26,718	274	41,211
Depreciation	44,251	74,572	16,255	8,659	143,737
Utilities	2,926	2,926	1,463	585	7,900
Total operating expenses	<u>331,056</u>	<u>710,118</u>	<u>517,033</u>	<u>44,254</u>	<u>1,602,461</u>
Operating income / (loss)	<u>(42,446)</u>	<u>(100,300)</u>	<u>75,837</u>	<u>(3,944)</u>	<u>(70,853)</u>
Non-operating revenues (expenses)					
Interest revenue	464	1,726	1	181	2,372
Tap fees	3,450	3,562	1,850	-	8,862
Total non-operating revenues (expenses)	<u>3,914</u>	<u>5,288</u>	<u>1,851</u>	<u>181</u>	<u>11,234</u>
Income (loss) before transfers	(38,532)	(95,012)	77,688	(3,763)	(59,619)
Change in net position	(38,532)	(95,012)	77,688	(3,763)	(59,619)
Total net position, beginning of year	<u>1,822,980</u>	<u>1,840,865</u>	<u>341,846</u>	<u>366,151</u>	<u>4,371,842</u>
Total net position, end of year	<u>\$ 1,784,448</u>	<u>\$ 1,745,853</u>	<u>\$ 419,534</u>	<u>\$ 362,388</u>	<u>\$ 4,312,223</u>

The accompanying notes are an integral part of the financial statements.

TOWN OF IGNACIO, COLORADO
Statement of Cash Flows
Proprietary Funds
For the Year Ended December 31, 2022

	Water Fund	Gas Fund	Sewer Fund	Nonmajor Irrigation Fund	Combined Total
Cash flows from operating activities:					
Cash received from customers, service fees	\$ 287,522	\$ 530,106	\$ 559,949	\$ 40,526	\$ 1,418,103
Cash paid to suppliers	(174,084)	(417,725)	(405,456)	(10,342)	(1,007,607)
Cash paid to employees	(111,994)	(111,994)	(98,466)	(25,326)	(347,780)
Net cash flows from operating activities	<u>1,444</u>	<u>387</u>	<u>56,027</u>	<u>4,858</u>	<u>62,716</u>
Cash flows from noncapital financing activities:					
Proceeds/(payments) to other funds	-	-	(13,921)	-	(13,921)
Net cash flows from noncapital financing activities	<u>-</u>	<u>-</u>	<u>(13,921)</u>	<u>-</u>	<u>(13,921)</u>
Cash flows from capital and related financing activities:					
Purchase of capital assets	(7,965)	(50,309)	(7,964)	-	(66,238)
Connection and tap fees	3,450	3,562	1,850	-	8,862
Net cash flows from capital and related financing activities	<u>(4,515)</u>	<u>(46,747)</u>	<u>(6,114)</u>	<u>-</u>	<u>(57,376)</u>
Cash flows from investing activities:					
Interest on investments	464	1,726	1	181	2,372
Net change in cash and cash equivalents	(2,607)	(44,634)	35,993	5,039	(6,209)
Cash and cash equivalents, beginning of year	30,919	158,859	-	11,109	200,887
Cash and cash equivalents, end of year	<u>\$ 28,312</u>	<u>\$ 114,225</u>	<u>\$ 35,993</u>	<u>\$ 16,148</u>	<u>\$ 194,678</u>
Reconciliation of operating income to net cash provided by operating activities:					
Net operating income (loss)	\$ (42,446)	\$ (100,300)	\$ 75,837	\$ (3,944)	\$ (70,853)
Adjustments to reconcile net income to net cash provided by operating activities:					
Depreciation/amortization	44,251	74,572	16,255	8,659	143,737
Changes in operating assets and liabilities:					
(Increase)/decrease in receivables	(1,088)	(79,712)	(32,921)	216	(113,505)
Increase/(decrease) in payables	(822)	104,278	(4,035)	-	99,421
Increase/(decrease) in accrued liabilities	1,549	1,549	891	(73)	3,916
Net cash flows from operating activities	<u>\$ 1,444</u>	<u>\$ 387</u>	<u>\$ 56,027</u>	<u>\$ 4,858</u>	<u>\$ 62,716</u>

The accompanying notes are an integral part of the financial statements.

TOWN OF IGNACIO, COLORADO
Notes to the Financial Statements
December 31, 2022

Note 1. Summary of Significant Accounting Policies

Description of government-wide financial statements

The government-wide financial statements (i.e., the statement of net position and the statement of activities) report information on all of the non-fiduciary activities of the primary government and its component units. All fiduciary activities are reported only in the fund financial statements. Governmental activities, which normally are supported by taxes, intergovernmental revenues, and other non-exchange transactions, are reported separately from business-type activities, which rely to a significant extent on fees and charges to external customers for support.

Reporting Entity

The Town of Ignacio is a statutory municipality with a mayor – Board form of government with six elected Board members. The accompanying financial statements present the government and its component units, entities for which the government is considered to be financially accountable. Blended component units are, in substance, part of the primary government’s operations, even though they are legally separate entities. Thus, blended component units are appropriately presented as funds of the primary government. Each discretely presented component unit is reported in a separate column in the government-wide financial statements to emphasize that it is legally separate from the government. The Town has no component units.

Basis of presentation – government-wide financial statements

While separate government-wide and fund financial statements are presented, they are interrelated. The governmental activities column incorporates data from governmental funds, while business-type activities incorporate data from the government’s enterprise funds. Separate financial statements are provided for governmental funds and proprietary funds.

As a general rule, the effect of interfund activity has been eliminated from the government-wide financial statements.

Basis of presentation – fund financial statements

The fund financial statements provide information about the government’s funds. Separate statements for each fund category—governmental and proprietary—are presented. The emphasis of fund financial statements is on major governmental and enterprise funds, each displayed in a separate column. All remaining governmental and enterprise funds are aggregated and reported as nonmajor funds. Major individual governmental and enterprise funds are reported as separate columns in the fund financial statements.

The government reports the following major governmental funds:

The **General Fund** is the government’s primary operating fund. It accounts for all financial resources of the general government, except those accounted for in another fund.

The **Capital Improvement Fund** accounts for acquisition or construction of major capital facilities (other than those belonging to enterprise funds).

TOWN OF IGNACIO, COLORADO
Notes to the Financial Statements
December 31, 2022

Note 1. Summary of Significant Accounting Policies, Continued

The government reports the following major enterprise funds:

The **Water Fund** accounts for the activities of the Town related to supplying water services to the citizens of the Town.

The **Gas Fund** accounts for the activities of the Town related to supplying natural gas services to the citizens of the Town.

The **Sewer Fund** accounts for the activities of the Town related to supplying sewer services to the citizens of the Town.

During the course of operations the government has activity between funds for various purposes. Any residual balances outstanding at year end are reported as due from/to other funds and advances to/from other funds. While these balances are reported in fund financial statements, certain eliminations are made in the preparation of the government-wide financial statements. Balances between the funds included in governmental activities (i.e., the governmental and economic development funds) are eliminated so that only the net amount is included as internal balances in the governmental activities column. Similarly, balances between the funds included in business-type activities (i.e., the enterprise funds) are eliminated so that only the net amount is included as internal balances in the business-type activities column.

Further, certain activity occurs during the year involving transfers of resources between funds. In fund financial statements these amounts are reported at gross amounts as transfers in/out. While reported in fund financial statements, certain eliminations are made in the preparation of the government-wide financial statements. Transfers between the funds included in governmental activities are eliminated so that only the net amount is included as transfers in the governmental activities column. Similarly, balances between the funds included in business-type activities are eliminated so that only the net amount is included as internal balances in the business-type activities column.

Measurement focus and basis of accounting

The accounting and financial reporting treatment is determined by the applicable measurement focus and basis of accounting. Measurement focus indicates the type of resources being measured such as current financial resources or economic resources. The basis of accounting indicates the timing of transactions or events for recognition in the financial statements.

The government-wide financial statements are reported using the economic resources measurement focus and the accrual basis of accounting. Revenues are recorded when earned and expenses are recorded when a liability is incurred, regardless of the timing of related cash flows. Property taxes are recognized as revenues in the year for which they are levied. Grants and similar items are recognized as revenue as soon as all eligibility requirements imposed by the provider have been met.

TOWN OF IGNACIO, COLORADO
Notes to the Financial Statements
December 31, 2022

Note 1. Summary of Significant Accounting Policies, Continued

The governmental fund financial statements are reported using the current financial resources measurement focus and the modified accrual basis of accounting. Revenues are recognized as soon as they are both measurable and available. Revenues are considered to be available when they are collectible within the current period or soon enough thereafter to pay liabilities of the current period. For this purpose, the government considers revenues to be available if they are collected within 60 days of the end of the current fiscal period. Expenditures generally are recorded when a liability is incurred, as under accrual accounting. However, debt service expenditures, as well as expenditures related to compensated absences, and claims and judgments, are recorded only when payment is due. General capital asset acquisitions are reported as expenditures in governmental funds. Issuance of long-term debt and acquisitions under capital leases are reported as other financing sources.

Property taxes, sales taxes, franchise taxes, licenses, and interest associated with the current fiscal period are all considered to be susceptible to accrual and so have been recognized as revenues of the current fiscal period. Entitlements are recorded as revenues when all eligibility requirements are met, including any time requirements, and the amount is received during the period or within the availability period for this revenue source (within 60 days of year end). Expenditure-driven grants are recognized as revenue when the qualifying expenditures have been incurred and all other eligibility requirements have been met, and the amount is received during the period or within the availability period for this revenue source (within 60 days of year end). All other revenue items are considered to be measurable and available only when cash is received by the government.

The proprietary funds are reported using the economic resources measurement focus and the accrual basis of accounting.

Assets, liabilities, deferred outflows/inflows of resources, and net position/fund balance

Deposits and Investments

The Town's cash and cash equivalents are considered to be cash-on-hand, demand deposits and short-term investments with original maturities of three months or less from the date of acquisition for purposes of this note and the statement of cash flows.

Receivables

All trade accounts receivable are shown net of an allowance for uncollectible accounts. Due to the nature of the accounts receivable in governmental and business-type activities, management does not consider an allowance for uncollectible accounts receivable necessary or material. Therefore, no allowance for uncollectible accounts receivable is presented.

Prepaid items

Certain payments to vendors reflect costs applicable to future accounting periods and are recorded as prepaid items in both the government-wide and fund financial statements. The cost of prepaid items is recorded as expenditures/expenses when consumed rather than when purchased.

TOWN OF IGNACIO, COLORADO
Notes to the Financial Statements
December 31, 2022

Note 1. Summary of Significant Accounting Policies, Continued

Capital assets

Capital assets, which include; property, plant, equipment, and infrastructure assets (e.g., roads, bridges, sidewalks, and similar items), are reported in the applicable governmental or business-type activity columns in the government-wide financial statements. Capital assets are defined by the Town as assets with an individual cost of more than \$5,000 and an estimated useful life of three years or more. Such assets are recorded at historical cost or estimated historical cost if purchased or constructed. Donated capital assets are recorded at estimated acquisition value at the date of donation. The costs of normal maintenance and repairs that do not add to the value of the asset or materially extend assets lives are not capitalized. Interest incurred during the construction phase of capital assets of business-type activities is included as part of the capitalized value of the assets constructed. Property, plant and equipment is depreciated using the straight-line method over the following estimated useful lives:

Buildings and improvements	10 to 40 years
Utility plant and distribution system	7 to 50 years
Machinery, equipment and vehicles	7 to 20 years
Infrastructure	20 to 40 years

Deferred outflows/inflows of resources

In addition to assets, the statement of financial position will sometimes report a separate section for deferred outflows of resources. This separate financial statement element, deferred outflows of resources, represents a consumption of net position that applies to a future period(s) and so will not be recognized as an outflow of resources (expense/ expenditure) until then. The Town has one type of item that qualifies for reporting in this category. It is pension related items reported on the government-wide financial statement. See Note 8 for more information.

In addition to liabilities, the statement of financial position will sometimes report a separate section for deferred inflows of resources. This separate financial statement element, deferred inflows of resources, represents an acquisition of net position that applies to a future period(s) and so will not be recognized as an inflow of resources (revenue) until that time. The government has two types of items that qualify for reporting in this category. The first type is deferred revenue – property taxes. This is reported in the governmental funds balance sheet and the government-wide financial statement. These amounts are deferred and recognized as an inflow of resources in the period that the amounts become available. The second type is pension related items reported on the government-wide financial statement. See Note 8 for more information.

Pensions

For purposes of measuring the net pension liability, deferred outflows of resources and deferred inflows of resources related to pensions, and pension expense, information about the pension plan’s fiduciary net position of the Fire and Police Pension Association of Colorado (FPPA) and additions to/deductions from the plan’s fiduciary net position have been determined on the same basis as they are reported by FPPA. For this purpose, benefit payments (including refunds of employee contributions) are recognized when due and payable in accordance with the benefit terms. Investments are reported at fair value.

TOWN OF IGNACIO, COLORADO
Notes to the Financial Statements
December 31, 2022

Note 1. Summary of Significant Accounting Policies, Continued

Net position flow assumption

Sometimes the government will fund outlays for a particular purpose from both restricted (e.g., restricted bond or grant proceeds) and unrestricted resources. In order to calculate the amounts to report as restricted – net position and unrestricted – net position in the government-wide and proprietary fund financial statements, a flow assumption must be made about the order in which the resources are considered to be applied. It is the government’s policy to consider restricted – net position to have been depleted before unrestricted – net position is applied.

Fund balance flow assumptions

Sometimes the government will fund outlays for a particular purpose from both restricted and unrestricted resources (the total of committed, assigned, and unassigned fund balance). In order to calculate the amounts to report as restricted, committed, assigned, and unassigned fund balance in the governmental fund financial statements a flow assumption must be made about the order in which the resources are considered to be applied. It is the government’s policy to consider restricted fund balance to have been depleted before using any of the components of unrestricted fund balance. Further, when the components of unrestricted fund balance can be used for the same purpose, committed fund balance is depleted first, followed by assigned fund balance. Unassigned fund balance is applied last.

Fund balance policies

Fund balance of governmental funds is reported in various categories based on the nature of any limitations requiring the use of resources for specific purposes. The government itself can establish limitations on the use of resources through either a commitment (committed fund balance) or an assignment (assigned fund balance).

The committed fund balance classification includes amounts that can be used only for the specific purposes determined by a formal action of the government’s highest level of decision-making authority. The governing board is the highest level of decision-making authority for the government that can, by adoption of an ordinance prior to the end of the fiscal year, commit fund balance. Once adopted, the limitation imposed by the ordinance remains in place until a similar action is taken (the adoption of another ordinance) to remove or revise the limitation.

Amounts in the assigned fund balance classification are intended to be used by the government for specific purposes but do not meet the criteria to be classified as committed. The governing board (board) has by resolution authorized the town manager to assign fund balance. The board may also assign fund balance as it does when appropriating fund balance to cover a gap between estimated revenue and appropriations in the subsequent year’s appropriated budget. Unlike commitments, assignments generally only exist temporarily. In other words, an additional action does not normally have to be taken for the removal of an assignment. Conversely, as discussed above, an additional action is essential to either remove or revise a commitment.

TOWN OF IGNACIO, COLORADO
Notes to the Financial Statements
December 31, 2022

Note 1. Summary of Significant Accounting Policies, Continued

Revenues and expenditures/expenses

Program revenues

Amounts reported as program revenues include 1) charges to customers or applicants who purchase, use, or directly benefit from goods, services, or privileges provided by a given function or segment and 2) grants and contributions (including special assessments) that are restricted to meeting the operational or capital requirements of a particular function or segment. All taxes, including those dedicated for specific purposes, and other internally dedicated resources are reported as general revenues rather than as program revenues.

Property Taxes

Property tax revenues are recognized as revenues in the year collected or if collected within 60 days thereafter unless they are prepaid. Property taxes levied in the current year and not collected within 60 days of year-end are not deemed available to pay current liabilities and therefore the receivable is recorded as deferred revenue in the governmental funds. Property taxes for the current year are levied by the County and attach as a lien on property the following January 1. They are payable in full by April 30 or in two equal installments due February 28 and June 15. The County also levies various personal property taxes during the year.

Compensated Absences

For governmental funds, amounts of vested or accumulated vacation and sick leave that are not expected to be liquidated with expendable available financial resources are reported as liabilities in the government-wide statement of net position and as expenses in the government-wide statement of activities. No expenditures are reported for these amounts in the fund financial statements. Vested or accumulated vacation and sick leave in the proprietary fund are recorded as an expense and a liability of that fund as the benefits accrue to the employees and are thus recorded in both the government-wide financial statements and the individual fund financial statements.

Proprietary funds operating and nonoperating revenues and expenses

Proprietary funds distinguish operating revenues and expenses from nonoperating items. Operating revenues and expenses generally result from providing services and producing and delivering goods in connection with a proprietary fund's principal ongoing operations. The principal operating revenues of the water, gas, sewer and irrigation funds are charges to customers for sales and services. The water, gas, sewer, and irrigation fund also recognizes as operating revenue the portion of tap fees intended to recover the cost of connecting new customers to the system. Operating expenses for enterprise funds include the cost of sales and services, administrative expenses, and depreciation on capital assets. All revenues and expenses not meeting this definition are reported as nonoperating revenues and expenses.

TOWN OF IGNACIO, COLORADO
Notes to the Financial Statements
December 31, 2022

Note 1. Summary of Significant Accounting Policies, Continued

Use of Estimates

The preparation of financial statements in conformity with accounting principles generally accepted in the United States of America requires management to make estimates and assumptions that affect the reported amounts of assets and liabilities and disclosure of contingent assets and liabilities at the date of the financial statements and the reported amounts of revenues and expenditures/expenses during the reporting period. Actual results could differ from those estimates.

Note 2. Reconciliation of Government-Wide and Fund Financial Statements

The governmental fund balance sheet includes a reconciliation between total governmental fund balances and net position of governmental activities as reported in the government-wide statement of net position. These differences primarily result from the long-term economic focus of the statement of net position versus the current financial resources focus of the governmental fund balance sheets. The details of these differences are reported in the reconciliation.

The governmental fund statement of revenues, expenditures, and changes in fund balance includes a reconciliation between net changes in fund balances-total governmental funds and changes in net position of governmental activities as reported in the government-wide statement of activities. These differences are the result of converting from the current resources measurement focus and modified accrual basis for governmental fund statements to the economic resources measurement focus and full accrual basis used for government-wide statements. The details of these differences are reported in the reconciliation.

TOWN OF IGNACIO, COLORADO
Notes to the Financial Statements
December 31, 2022

Note 3. Stewardship, Compliance, and Accountability

Stewardship, compliance, and accountability are key concepts in defining the responsibilities of the Town. The use of budgets and monitoring of equity status facilitate the Town's compliance with legal requirements.

Budgets and Budgetary Accounting

The Town Board adheres to the following procedures in establishing the budgetary data reflected in the financial statements:

- In accordance with State statutes, prior to October 15, the Town Treasurer submits to the Town Board a proposed operating budget for the calendar year commencing the following January 1. The operating budget includes proposed expenditures and the means of financing them for the upcoming year, along with estimates for the current year and actual data for the two preceding years. The State statutes require more detailed line item budgets be submitted in summary form. In addition, more detailed line item budgets are included for administration control. The level of control for the detailed budgets is at the Fund level.
- Public hearings are conducted to obtain taxpayer comment.
- Prior to December 31, the budget is legally adopted through passage of a resolution.
- The Town Treasurer is required to present a monthly report to the Town Board explaining any variance from the approved budget.
- Formal budgetary integration is employed as a management control device during the year for all funds of the Town.
- Appropriations lapse at the end of each calendar year.
- The Town Board may authorize supplemental appropriations during the year.

Budget amounts included in the financial statements report both the original and final amended budget. There were revisions made to the original budget during the year.

Budgets for governmental funds are adopted on a basis consistent with accounting principles generally accepted in the United States of America, except for long-term receivables and advances and capital lease financing which are budgeted when liquidated rather than when the receivable/liability is incurred. Budgets for enterprise funds are adopted on a basis consistent with the spending measurement focus of the governmental funds.

TOWN OF IGNACIO, COLORADO
Notes to the Financial Statements
December 31, 2022

Note 3. Stewardship, Compliance, and Accountability, Continued

Expenditures over Appropriations

Per C.R.S. 29-1-108(2), appropriations are made by fund or spending agency (e.g. department) within a fund at the discretion of the Town Board. The Board by Resolution has made appropriations at the fund level and thus, expenditures may not legally exceed budgeted appropriations at the fund level. The individual Schedules of Revenues, Expenditures and Changes in Fund Balances - Budget to Actual reports as listed in the table of contents report those funds that exceeded approved budget appropriations.

Tax, Spending and Debt Limitations

Colorado voters passed an amendment to the State Constitution, Article X, Section 20, which has several limitations, including revenue raising, spending abilities, and other specific requirements of state and local governments, excluding “enterprises.”

The Amendment requires that an emergency reserve be maintained at three percent of fiscal year spending (excluding bonded debt service). A portion of the General Fund’s fund balance is classified as restricted for emergencies as required by the Amendment. The Town is not allowed to use the emergency reserves to compensate for economic conditions, revenue shortfalls, or salary or benefit increases.

The Amendment is complex and subject to judicial interpretation. The Town believes it is in compliance with the requirements of the Amendment. However, the entity has made certain interpretations in the Amendment’s language in order to determine its compliance.

Compliance with Colorado Revised Statutes

The Town conformed to all significant statutory constraints on its financial administration during the year, with the following possible exceptions:

- Expenditures exceeded appropriations in the General Fund and Gas Fund.
- The supplemental budget adoption did not meet all requirements.

These exceptions are described in the findings and recommendations letter given to management.

TOWN OF IGNACIO, COLORADO
Notes to the Financial Statements
December 31, 2022

Note 4. Deposits and Investments

A summary of cash and investments as shown on the statement of net position follows:

Cash on hand	\$ 100
Cash in bank	406,904
Colorado Trust	<u>2,372,944</u>
Total cash and investments	<u><u>\$ 2,779,948</u></u>

Deposits

Custodial Credit Risk

For deposits this is the risk that in the event of a bank failure, the government's deposit may not be returned to it. The Town does not have a formal policy for custodial credit risk; however, the Colorado Public Deposit Protection Act (PDPA) requires that all units of local government deposit cash in eligible public depositories; eligibility is determined by state regulators. Amounts on deposit in excess of federal insurance levels must be collateralized. The eligible collateral is determined by the PDPA. The PDPA allows the institution to create a single collateral pool for all public funds. The pool is to be maintained by another institution or held in trust for all the uninsured public deposits as a group. The market value of the collateral must be at least equal to the aggregate uninsured deposits. Collateral in the pool is considered to be equal to depository insurance pursuant to definitions listed in GASB Statement No. 40. At December 31, 2022 cash on hand was \$100 and the carrying amount of the Town's deposits was \$406,904. As of December 31, 2022, the bank balance of the Town's deposits was \$442,699, of which \$250,000 was insured by federal depository insurance and \$192,699 was collateralized by the PDPA as noted above.

Investments

Colorado statutes specify investment instruments meeting defined rating and risk criteria in which local government entities may invest. Authorized investments include obligations of the United States and certain U.S. government agency securities; certain international agency securities; general obligation and revenue bonds of U.S. local government entities; bankers' acceptances of certain banks; commercial paper; local government investment pools; written repurchase agreements collateralized by certain authorized securities; certain money market funds; and, guaranteed investment contracts. The Town's investment policy follows Colorado statutes. At December 31, 2022, the Town's investments included certificates of deposit and funds held in the Colorado Government Liquid Asset Trust (COLOTRUST).

The COLOTRUST is an investment vehicle established for local government entities in Colorado to pool surplus funds. COLOTRUST operates similarly to a money market fund and each share is equal in value to \$1.00. Investments of COLOTRUST consist of U.S. Treasury bills, notes and note strips and repurchase agreements collateralized by U.S. Treasury securities.

A designated custodial bank provides safekeeping and depository services to COLOTRUST in connection with direct investment and withdrawal functions of COLOTRUST. Substantially all securities owned by COLOTRUST are held by the Federal Reserve Bank in the account maintained for the custodial bank.

TOWN OF IGNACIO, COLORADO
Notes to the Financial Statements
December 31, 2022

Note 4. Deposits and investments, Continued

The custodian's internal records identify the investments owned by COLOTRUST. These pools are not required to and are not registered with the SEC.

As of December 31, 2022, the Town had \$2,372,944 invested in the COLOTRUST and maturities of less than one year. The COLOTRUST's funds are rated AAA by Standard and Poor's, Fitch's and Moody's rating services.

Interest rate risk

Interest rate risk is the risk that changes in interest rates will adversely affect the fair value of an investment. The Town's policy for managing its exposure to fair value loss arising from increasing interest rates is to comply with the provisions of the Colorado Public Deposit Protection Act (PDPA) which requires that the Town's investment portfolio maturities do not exceed five years from the time of purchase.

Credit risk

Credit risk is the risk that an issuer or other counterparty to an investment will not fulfill its obligations. The Town's policy for reducing its exposure to credit risk is to comply with the provisions of the Colorado Public Deposit Protection Act (PDPA) which limits investment in commercial paper and corporate bonds to the top ratings issued by at least two nationally recognized statistical rating organizations such as Standard & Poor's and Moody's Investor Services.

Fair value measurements

Governmental Accounting Standards Board Statement No. 72 (GASB 72) Fair Value Measurement and Application establishes a hierarchy of inputs to valuation techniques used to measure fair value and requires disclosures to be made about investment fair value measurements, the level of fair value hierarchy, and valuation techniques. The hierarchy is based on the valuation inputs used to measure the fair value of the asset. Level 1 inputs are quoted prices in active markets; Level 2 inputs are significant other observable inputs; Level 3 inputs are significant unobservable inputs. The Town does not hold any investments in 2022 that are measured at fair value.

During the year, the Town invested in COLOTRUST, a local government investment pool. The valuation is measured at net asset value and is designed to approximate the share value. The pool's Board of Trustees, elected by the participants, is responsible for overseeing the management of COLOTRUST, including establishing operating standards and policies. COLOTRUST is designed to provide local governments with a convenient method for investing in short-term investments carefully chosen to provide maximum safety and liquidity, while still maximizing interest earnings.

TOWN OF IGNACIO, COLORADO
Notes to the Financial Statements
December 31, 2022

Note 5. Capital Assets

The following table summarizes the changes to capital assets for governmental activities during the year.

Governmental Activities:	Balance 12/31/2021	Additions	Deletions	Balance 12/31/2022
Capital assets, not being depreciated:				
Land	\$ 592,510	\$ 295,000	\$ -	\$ 887,510
Construction in progress	-	19,407	-	19,407
Total capital assets, not being depreciated	<u>592,510</u>	<u>314,407</u>	<u>-</u>	<u>906,917</u>
Capital assets, being depreciated:				
Buildings & improvements	551,107	-	-	551,107
Machinery and equipment	150,071	77,443	-	227,514
Vehicles	648,609	-	(103,096)	545,513
Infrastructure	646,168	-	-	646,168
Total capital assets, being depreciated	<u>1,995,955</u>	<u>77,443</u>	<u>(103,096)</u>	<u>1,970,302</u>
Less accumulated depreciation for:				
Buildings & improvements	(406,414)	(14,439)	-	(420,853)
Machinery and equipment	(124,639)	(7,927)	-	(132,566)
Vehicles	(495,360)	(27,853)	103,096	(420,117)
Infrastructure	(272,195)	(28,481)	-	(300,676)
Total accumulated depreciation	<u>(1,298,608)</u>	<u>(78,700)</u>	<u>103,096</u>	<u>(1,274,212)</u>
Total capital assets, being depreciated, net	<u>697,347</u>	<u>(1,257)</u>	<u>-</u>	<u>696,090</u>
Governmental activities capital assets, net	<u>\$ 1,289,857</u>	<u>\$ 313,150</u>	<u>\$ -</u>	<u>\$ 1,603,007</u>

Depreciation expense was charged to the functions/programs of the Town as follows:

Governmental Activities:	
General government	\$ 8,537
Public safety	27,154
Public works/streets	22,310
Parks & recreation	3,015
Affordable housing	17,684
Total depreciation expense - governmental activities	<u>\$ 78,700</u>

TOWN OF IGNACIO, COLORADO
Notes to the Financial Statements
December 31, 2022

Note 5. Capital Assets, Continued

The following table summarizes the changes to capital assets for business-type activities during the year.

Business Type Activities:	Balance 12/31/2021	Additions	Deletions	Balance 12/31/2022
Capital assets not being depreciated:				
Construction in progress	\$ 130,977	\$ -	\$ -	\$ 130,977
Total capital assets, not being depreciated	<u>130,977</u>	<u>-</u>	<u>-</u>	<u>130,977</u>
Capital assets being depreciated:				
Utility plant	5,309,006	-	-	5,309,006
Irrigation system	462,842	-	-	462,842
Machinery and equipment	232,729	66,238	-	298,967
Total capital assets, being depreciated	<u>6,004,577</u>	<u>66,238</u>	<u>-</u>	<u>6,070,815</u>
Less accumulated depreciation for:				
Utility plant	(1,644,161)	(119,185)	-	(1,763,346)
Irrigation system	(107,064)	(8,659)	-	(115,723)
Machinery and equipment	(204,931)	(15,893)	-	(220,824)
Total accumulated depreciation	<u>(1,956,156)</u>	<u>(143,737)</u>	<u>-</u>	<u>(2,099,893)</u>
Total capital assets, being depreciated, net	<u>4,048,421</u>	<u>(77,499)</u>	<u>-</u>	<u>3,970,922</u>
Business-type activities capital assets, net	<u>\$ 4,179,398</u>	<u>\$ (77,499)</u>	<u>\$ -</u>	<u>\$ 4,101,899</u>

Depreciation expense was charged to the functions/programs of the Town as follows:

Business-Type Activities:	
Sewer	\$ 16,255
Irrigation	8,659
Water	44,251
Gas	74,572
Total depreciation expense - business-type activities	<u>\$ 143,737</u>

TOWN OF IGNACIO, COLORADO
Notes to the Financial Statements
December 31, 2022

Note 6. Long-Term Liabilities

The following is a summary of changes in long-term obligations for the year ended December 31, 2022:

	<u>Balance 12/31/2021</u>	<u>Additions</u>	<u>Retirements</u>	<u>Balance 12/31/2022</u>	<u>Current Portion</u>
Governmental Activities:					
Compensated absences	\$ 84,194	\$ 62,727	\$ (67,223)	\$ 79,698	\$ 79,698
Total Governmental activity					
Long-term liabilities	<u>\$ 84,194</u>	<u>\$ 62,727</u>	<u>\$ (67,223)</u>	<u>\$ 79,698</u>	<u>\$ 79,698</u>
Business-Type Activities:					
Compensated absences	\$ 9,516	\$ 5,428	\$ (3,957)	\$ 10,987	\$ 10,987
Total Business-type activity					
Long-term liabilities	<u>\$ 9,516</u>	<u>\$ 5,428</u>	<u>\$ (3,957)</u>	<u>\$ 10,987</u>	<u>\$ 10,987</u>

For governmental activities, claims and judgments and compensated absences are generally liquidated by the General Fund.

The Town does not have any unused lines of credit.

TOWN OF IGNACIO, COLORADO
Notes to the Financial Statements
December 31, 2022

Note 7. Interfund Receivables, Payables, and Transfers

As of December 31, 2022, there were no interfund receivables and payables and no interfund transfers for the year.

Transfers are used to (1) move revenues from the fund that statute or budget requires to collect them to the fund that statute or budget requires to expend them and (2) use unrestricted revenues collected in the general fund to finance various programs accounted for in other funds in accordance with budgetary authorizations.

Note 8. Retirement and Pension Plans

General Employees Retirement

Town employees, except public safety, are covered under a 401(a) defined contribution plan through the Ignacio Retirement Plan maintained and administered by the International Town Manager's Association Retirement Corporation, through the Colorado County Officials and Employees Retirement Association. Employees covered by this plan are eligible to participate from the date of employment. Under the terms of the defined contribution plan, participants are required to contribute at minimum 5% of their base salary while another 5% contribution on the employee's base salary is made by the Town. Vesting begins immediately upon participation with 100% vesting occurring after one year of credited service. Defined contribution plans are not required to have actuarial valuations performed. The portion of the Town's contributions for, and interest forfeited by employees who leave employment before one year of service is used to reduce the Town's current period contribution requirement. The payroll for the Town as of December 31, 2022 was \$1,172,752, and payroll for employees covered by this plan was \$403,737. The contributions made by the Town and employees were \$17,740 and \$16,428, respectively. The plan provisions and the required contribution rates of the Town and the employees are established and amended by the Town Board of Trustees.

Police Pension – Defined Benefit Pension Plan

The Town participates in the Fire and Police retirement plan which is administered by the Colorado Fire and Police Pension Association (FPPA). The Town reported in the Statement of Activities the following aggregate amounts related to pensions for all plans to which it contributes:

	Governmental Activities
Net pension asset	\$ 337,783
Deferred outflows of resources	232,150
Deferred inflows of resources	(233,942)

TOWN OF IGNACIO, COLORADO
Notes to the Financial Statements
December 31, 2022

Note 8. Retirement and Pension Plans, Continued

Fire & Police Pension Association

Plan description – The Town participates in the Statewide Defined Benefit Plan (SWDB) which is a cost-sharing multiple-employer defined benefit pension plan covering substantially all full-time employees of participating fire or police departments in Colorado hired on or after April 8, 1978. The Plan is administered by the Fire & Police Pension Association of Colorado (FPPA). FPPA issues a publicly available comprehensive annual financial report that can be obtained on the FPPA’s website at www.fppaco.org.

Benefits provided – A member is eligible for a normal retirement pension once the member has completed twenty-five years of credited service and has attained the age of 55. Effective January 1, 2021, a member may also qualify for a normal retirement pension if the member’s combined years of service and age equals at least 80 years, with a minimum age of 50 (Rule of 80).

The annual normal retirement benefit is 2 percent of the average of the member’s highest three years’ pensionable earnings for each year of credited service up to ten years, plus 2.5 percent for each year of service thereafter. The benefit earned prior to January 1, 2007 for members of affiliated social security employers will be reduced by that amount of social security income payable to the member annually. Effective January 1, 2007, members currently covered under social security will receive half the benefit when compared to the Statewide Defined Benefit Plan. Benefits paid to retired members are evaluated and may be re-determined every October 1. The amount of any increase is based on the Board’s discretion and can range from 0 to the higher of 3 percent or the Consumer Price Index for Urban Wage Earners and Clerical Workers (CPI-W).

A member is eligible for an early retirement after completion of 30 years of service or attainment of age 50 with at least five years of credited service. The early retirement benefit equals the normal retirement benefit reduced on an actuarially equivalent basis. Upon termination, an employee may elect to have member contributions, along with 5 percent as interest, returned as a lump sum distribution. Alternatively, a member with at least five years of accredited service may leave contributions with the Plan and remain eligible for a retirement pension at age 55 equal to 2 percent of the member’s average highest three years’ pensionable earnings for each year of credited service up to ten years, plus 2.5 percent for each year of service thereafter.

Contributions – Through December 31, 2020, contribution rates for the SWDB plan are set by state statute. Employer contribution rates can only be amended by state statute. Member contribution rates can be amended by state statute or election of the membership. Effective January 1, 2021, contribution rates for employers and members may be increased equally by the FPPA Board of Directors upon approval through an election by both the employers and members.

In 2014, the members elected to increase the member contribution rate to the SWDB plan beginning in 2015. Member contribution rates will increase 0.5 percent annually through 2022 to a total of 12 percent of pensionable earnings. Employer contributions are 8.5 percent and 9.0 percent in 2021 and 2022. Employer contributions will increase 0.5 percent annually beginning in 2021 through 2030 to a total of 13 percent of pensionable earnings. In 2021, members of the SWDB plan and their employers are contributing at the rate of 11.5 percent and 8.5 percent, respectively, of pensionable earnings for a total contribution rate of 20 percent.

TOWN OF IGNACIO, COLORADO
Notes to the Financial Statements
December 31, 2022

Note 8. Retirement and Pension Plans, Continued

The Town's contributions for the current and 2 preceding fiscal years, all of which were equal to the required contributions, were as follows:

Year Ending December 30,	Retirement Fund
2020	36,739
2021	42,650
2022	49,690

Pension liability – At December 31, 2022, the Town reported an asset of \$337,783 for its proportionate share of the SWDB net pension asset/liability. The net pension asset/liability was measured as of December 31, 2021. The total pension liability used to calculate the net pension asset/liability was determined using an actuarial valuation as of January 1, 2022. The Town's proportion of the net pension asset was based on the Town's actual contributions to the plan relative to the total of all participating employers' contributions for the year ended December 31, 2021. The Town's proportion measured as of December 31, 2021, was 0.062329 percent for police, which was a increase of 0.005154 percent from the proportions measured as of December 31, 2020.

Pension expense and deferred outflows/inflows of resources – For the year ended December 31, 2022, the Town recognized pension expense for SWDB of (\$89,285). At December 31, 2022, the Town reported deferred outflows of resources and deferred inflows of resources related to pensions from the following sources:

	Police	
	Deferred Outflows of Resources	Deferred Inflows of Resources
Differences between expected and actual experience	\$ 96,725	\$ 7,878
Changes in assumptions	48,170	-
Net difference between projected and actual earnings on pension plan investments	-	226,064
Changes in proportion and differences between contributions and proportional share of contributions	37,564	-
Contributions subsequent to the measurement date	49,690	-
Total	\$ 232,150	\$ 233,942

The \$49,690 reported as deferred outflows of resources related to SWDB pensions resulting from Town contributions subsequent to the measurement date will be recognized as a reduction of the net pension asset/liability in the year ending December 31, 2023. Other amounts reported as deferred outflows of resources and deferred inflows of resources related to SWDB pensions will be recognized in pension expense as follows:

TOWN OF IGNACIO, COLORADO
Notes to the Financial Statements
December 31, 2022

Note 8. Retirement and Pension Plans, Continued

Year Ending December 31	Deferred Outflows (Inflows) of Resources
2021	\$ (26,327)
2022	(49,711)
2023	(26,064)
2024	(4,322)
2025	24,308
Thereafter	30,634

Actuarial Assumptions – The actuarial valuations for the Statewide Defined Benefit Plan were used to determine the total pension asset/liability and actuarially determined contributions for the fiscal year ending December 31, 2021. The valuations used the following actuarial assumption and other inputs:

Actuarial Method	Entry Age Normal
Amortization Method	Level % of Payroll, Open
Amortization Period	30 Years
Long-term Investment Rate of Return*	7.0%
Projected Salary Increases*	4.25% - 11.25%
Cost of Living Adjustments (COLA)	0.0%
*Includes Inflation at	2.5%

For determining the total pension liability, the post-retirement mortality tables for non-disabled retirees uses the 2006 central rates from the RP-2014 Annuitant Mortality Tables projected to 2018 using the MP-2017 projection scales, and the projected prospectively using the ultimate rates of the scale for all years. The pre-retirement off-duty mortality tables are adjusted to 50% of the RP-2014 mortality tables for active employees. The on-duty mortality rate is 0.00015.

At least every five years the FPPA’s Board of Directors, in accordance with best practices, reviews its economic and demographic actuarial assumptions. At its July 2018 meeting, the Board of Directors reviewed and approved recommended changes to the actuarial assumptions. The recommendations were made by the FPPA’s actuaries, Gabriel, Roeder, Smith & Co., based upon their analysis of past experience and expectations of the future. The assumption changes were effective for actuarial valuations beginning January 1, 2019. The actuarial assumptions impact actuarial factors for benefit purposes such as purchases of service credit and other benefits where actuarial factors are used.

The long-term expected rate of return on pension investments was determined using a building-block method in which best-estimate ranges of expected future real rates of return (expected returns, net of pension plan investment expense and inflation) are developed for each major asset class. These ranges are combined to produce the long-term expected rate of return by weighing the expected future real rates of return by the target asset allocation percentage and by adding expected inflation. Best estimates of arithmetic real rates of return for each major asset class included in the Fund’s target asset allocation are summarized in the following table:

TOWN OF IGNACIO, COLORADO
Notes to the Financial Statements
December 31, 2022

Note 8. Retirement and Pension Plans, Continued

Asset Class	Target Allocation	Long-Term Expected Rate of Return
Global Equity	39%	8.23%
Equity Long/Short	8%	6.87%
Private Markets	26%	10.63%
Fixed Income-Rates	10%	4.01%
Fixed Income-Credit	5%	5.25%
Absolute Return	10%	5.60%
Cash	2%	2.32%
Total	100%	

Discount Rate – The discount rate used to measure the SWDB total pension liability was 7.0 percent. The projection of cash flows used to determine the discount rate assumed that contributions from participating employers will be made based on the actuarially determined rates based on the SWDB Board's funding policy, which establishes the contractually required rate under Colorado statute. Based on those assumptions, the pension plan's fiduciary net position was projected to be available to make all projected future benefit payments of current plan members. Therefore, the long-term expected rate of return on pension plan investments was applied to all periods of projected benefit payments to determine the total pension liability.

Sensitivity of the proportionate share of the net pension liability to changes in the discount rate – The following table presents the Town's proportionate share of the net pension liability calculated using the discount rate of 7.0 percent, as well as what the Town's proportionate share of the net pension liability would be if it were calculated using a discount rate that is 1 percentage point lower (6.0 percent) or 1 percentage point higher (8.0 percent) than the current rate:

	1% Decrease <u>6.00%</u>	Current Discount Rate <u>7.00%</u>	1% Increase <u>8.00%</u>
Police			
Net pension (asset) / liability	\$ (46,582)	\$ (337,783)	\$ (579,027)

Pension plan fiduciary net position – Detailed information about the pension plan's fiduciary net position is available in the separately issued FPPA financial report.

TOWN OF IGNACIO, COLORADO
Notes to the Financial Statements
December 31, 2022

Note 8. Retirement and Pension Plans, Continued

Statewide Death and Disability Plan

Plan description – The plan is a multi-employer cost sharing defined benefit plan covering full-time employees of substantially all fire and police departments in Colorado. Contributions to the Plan are used solely for the payment of death and disability benefits. The Plan was established in 1980 pursuant to Colorado Revised Statutes.

Contributions – Prior to 1997, the Plan was primarily funded by the State of Colorado, whose contributions were established by Colorado Statute. In addition, there were 11 contributing employers as of December 31, 2001 who have elected supplementary coverage by the statewide plan.

The state made a one-time contribution in 1997 of \$39 million to fund the past and future service costs for all firefighters and police officers hired prior to January 1, 1997. No further State contributions are anticipated. Members hired on or after January 1, 1997 contribute a percentage of the payroll based on actuarial experience. The percent contributed in fiscal year 2022 was 3%. In 2022, the Town contributed \$14,817 for Accidental Death and Disability.

Note 9. Risk Management

The Town is exposed to various risks of loss related to torts; theft of, damage to and destruction of assets; errors and omissions; injuries to employees and natural disasters. Claims have not exceeded coverage in any of the last three fiscal years.

The Town is a member of the Colorado Intergovernmental Risk Sharing Agency (CIRSA), a separate and independent governmental and legal entity formed by an intergovernmental agreement by member municipalities pursuant to the provision of 24-10-1155, Colorado Revised Statutes (1982 Replacement Volume) and the Colorado Constitution, Article XIV, Section 18(2).

The purposes of CIRSA are to provide members defined liability and property coverage's and to assist members to prevent and reduce losses and injuries to municipal property and to persons or property which might result in claims being made against members of CIRSA, their employees or officers.

The Town is insured by CIRSA/WC (Workers Compensation), a separate insurance pool, for potential worker related accidents.

It is the intent of the members of CIRSA to create an entity in perpetuity which will administer and use funds contributed by the members to defend and indemnify, in accordance with the bylaws, any member of CIRSA against liability or loss, to the limit of the financial resources of CIRSA. It is also the intent of the members to have CIRSA provide continuing stability and availability of needed coverage's at reasonable costs. All income and assets of CIRSA shall at all times be dedicated to the exclusive benefit of its members.

TOWN OF IGNACIO, COLORADO
Notes to the Financial Statements
December 31, 2022

Note 9. Risk Management, Continued

The Town recognizes an expense for coverage for the amount paid to CIRSA annually for these coverage's. Contingent liability claims for the coverage have not been recognized to date after reviewing claim history and the remoteness of potential loss in excess of actual contributions by the Town.

CIRSA is a separate legal entity and the Town does not approve budgets nor does it have the ability to significantly affect the operations of CIRSA. The Board of Directors of the Agency is composed of seven directors elected by the members at the annual meeting to be scheduled in December each year.

Note 10. Long-Term Contracts

Water Agreement

In December 1998, the Town amended their water supply agreement with the Southern Ute Indian Tribe (Tribe) for processing and purchasing water. The Tribe owns and maintains a water treatment plant and a distribution system that is connected to the Town's water distribution system. The Town is required to make monthly payments to the Tribe according to the water delivered to the Town at the Town Master Meters during the prior month. Water rate adjustments are set by the Tribal Council. In addition, the Town collects Tribal Water System Plant Investment Fees to be remitted to the Tribe. This agreement continues unless modified or terminated by either party in writing at least three years in advance of the proposed termination date.

Natural Gas Agreement

On December 19, 2008, the Town amended their natural gas agreement with the Southern Ute Indian Tribe (Tribe) for transporting natural gas to the Custody Transfer Point wherein the Town has sole responsibility for transporting the gas from the Custody Transfer Point to its customers or other destinations. The price to be paid to the Tribe by the Town for each month of delivered gas is the Inside Ferc's Gas Market Report Price of Spot Gas Delivered to Pipelines, El Paso Natural Gas, San Juan Basin, reported for each applicable month (the SJB Price), plus an amount equal to 20% of the SJB Price, per mcf of gas delivered to the Custody Transfer Point. The agreement will continue for 10 years unless modified or terminated by mutual agreement. Starting in 2018, the Town is operating off of the prior agreement on a yearly basis.

Wastewater Treatment and Collection Services Agreement

On November 18, 2009, the Town amended their wastewater treatment service agreement with the Southern Ute Indian Tribe (Tribe) wherein the Tribe has sole responsibility for wastewater treatment service to the Town and the Town Service Area through the Tribal Wastewater System. The Town agreed to pay the Tribe a monthly user fee per ERT for each customer of the Town. In addition, Plant Investment Fees and Readiness to Serve fees are required according to the agreement. The term of the agreement is for 10 years unless termination by either party in accordance with other terms of the agreement or by delivery of at least three years advance written notice. Starting in 2019, the Town is operating off of the prior agreement on a yearly basis.

TOWN OF IGNACIO, COLORADO
Notes to the Financial Statements
December 31, 2022

Note 11. Prior Period Adjustment

In 2022, a prior period adjustment of \$48,547 was recorded in the Economic Development Fund for grant revenues received in 2022 relating to expenditures made in 2021 that had not been accrued and recognized as revenue in 2021.

REQUIRED SUPPLEMENTARY INFORMATION

PENSION PLANS

TOWN OF IGNACIO, COLORADO
Required Supplementary Information
Schedule of the Proportionate Share of the Net Pension Liability
December 31, 2022

	Reporting Fiscal Year (Measurement Date)							
	2022 (2021)	2021 (2020)	2020 (2019)	2019 (2018)	2018 (2017)	2017 (2016)	2016 (2015)	2015 (2014)
Proportion of the net pension liability (asset)	0.062329%	0.057175%	0.063902%	0.069571%	0.073483%	0.074199%	0.085066%	0.086843%
Proportionate share of the net pension liability (asset)	\$ (337,783)	\$ (124,128)	\$ (36,140)	\$ 87,958	\$ (105,716)	\$ 26,812	\$ (1,500)	\$ (98,009)
Covered payroll	\$ 501,765	\$ 459,229	\$ 470,967	\$ 466,032	\$ 429,818	\$ 379,740	\$ 412,378	\$ 390,530
Proportionate share of the net pension liability (asset) as a percentage of its covered payroll	-67.32%	-27.03%	-7.67%	18.87%	-24.60%	7.06%	-0.36%	-25.10%
Plan fiduciary net position as a percentage of the total pension liability	116.20%	106.70%	101.90%	95.20%	106.30%	98.21%	100.10%	106.80%

Note: In accordance with GASB68, employers will need to disclose a 10-year history for the pension schedule above. Additional information will be displayed as it becomes available.

TOWN OF IGNACIO, COLORADO
Required Supplementary Information
Schedule of Contributions
December 31, 2022

	Police									
	Reporting Fiscal Year									
	2022	2021	2020	2019	2018	2017	2016	2015	2014	
Contractually required contribution	\$ 49,690	\$ 42,650	\$ 36,739	\$ 37,678	\$ 37,282	\$ 34,386	\$ 30,379	\$ 32,990	\$ 31,243	
Contributions in relation to the contractually required contribution	\$ (49,690)	\$ (42,650)	\$ (36,739)	\$ (37,678)	\$ (37,282)	\$ (34,386)	\$ (30,379)	\$ (32,990)	\$ (31,243)	
Contribution deficiency (excess)	<u>\$ -</u>	<u>\$ -</u>	<u>\$ -</u>	<u>\$ -</u>	<u>\$ -</u>	<u>\$ -</u>	<u>\$ -</u>	<u>\$ -</u>	<u>\$ -</u>	<u>\$ -</u>
Covered payroll	\$ 552,111	\$ 501,765	\$ 459,229	\$ 470,967	\$ 466,032	\$ 429,818	\$ 379,740	\$ 412,378	\$ 390,530	
Contributions as a percentage of covered payroll	9.00%	8.50%	8.00%	8.00%	8.00%	8.00%	8.00%	8.00%	8.00%	8.00%

Note: In accordance with GASB68, employers will need to disclose a 10-year history for the pension schedule above. Additional information will be displayed as it becomes available.

REQUIRED SUPPLEMENTARY INFORMATION

BUDGETARY COMPARISON SCHEDULES

FOR THE FOLLOWING MAJOR FUNDS:

The **General Fund** is used to account for resources traditionally associated with government which are not required legally or by sound financial management to be accounted for in another fund.

TOWN OF IGNACIO, COLORADO
General Fund
Schedule of Revenues, Expenditures and Changes in Fund Balance
Budget and Actual
For the Year Ended December 31, 2022

Revenues	Budgeted Amounts		Actual Amounts	Variance with Final Budget
	Original	Final		
Taxes:				
Property tax	\$ 39,274	\$ 39,274	\$ 38,956	\$ (318)
Specific ownership taxes	3,000	3,000	4,372	1,372
Town sales tax	460,000	460,000	579,024	119,024
County sales tax	1,000,000	1,000,000	1,247,427	247,427
Franchise tax	500	500	790	290
Payment in lieu	450	450	648	198
Total taxes	<u>1,503,224</u>	<u>1,503,224</u>	<u>1,871,217</u>	<u>367,993</u>
Licenses, permits and fees:				
Liquor licenses	2,500	2,500	2,543	43
Permits	4,300	4,300	6,968	2,668
Business licenses	2,200	2,200	2,504	304
Animal licenses	300	300	600	300
Other licenses	2,250	2,250	3,520	1,270
Total licenses, permits and fees	<u>11,550</u>	<u>11,550</u>	<u>16,135</u>	<u>4,585</u>
Intergovernmental:				
Cigarette taxes	1,800	1,800	1,216	(584)
Motor vehicle registrations	5,000	5,000	4,058	(942)
Mineral lease	10,000	10,000	16,865	6,865
Federal grants	114,113	114,113	-	(114,113)
State grants	-	-	47,001	47,001
Highway user tax	29,703	29,703	30,744	1,041
Severance tax	2,000	2,000	73,519	71,519
County road and bridge	3,000	3,000	3,101	101
Other intergovernmental	108,156	108,156	138,028	29,872
Total intergovernmental	<u>273,772</u>	<u>273,772</u>	<u>314,532</u>	<u>40,760</u>
Fines and forfeitures:				
Court fines	1,000	1,000	410	(590)
Total fines and forfeitures	<u>1,000</u>	<u>1,000</u>	<u>410</u>	<u>(590)</u>
Charges for services:				
Trash	42,400	42,400	45,957	3,557
Snow removal	2,000	2,000	2,750	750
Planning zoning fees	1,500	1,500	-	(1,500)
Other fees	220	220	415	195
Total charges for services	<u>46,120</u>	<u>46,120</u>	<u>49,122</u>	<u>3,002</u>
Interest:				
Interest revenue	750	750	27,598	26,848
Total interest	<u>750</u>	<u>750</u>	<u>27,598</u>	<u>26,848</u>
Other revenues:				
Other revenues	148,350	148,350	178,505	30,155
Total other revenues	<u>148,350</u>	<u>148,350</u>	<u>178,505</u>	<u>30,155</u>
Total revenues	<u>1,984,766</u>	<u>1,984,766</u>	<u>2,457,519</u>	<u>472,753</u>

(continued)

TOWN OF IGNACIO, COLORADO
General Fund
Schedule of Revenues, Expenditures and Changes in Fund Balance
Budget and Actual, (Continued)
For the Year Ended December 31, 2022

Expenditures	Budgeted Amounts		Actual Amounts	Variance with Final Budget
	Original	Final		
Legislative				
Personnel services	12,273	12,273	9,801	2,472
Supplies	2,250	2,250	1,662	588
Purchased services	4,000	4,000	2,685	1,315
Total legislative	18,523	18,523	14,148	4,375
Administration:				
Personnel services	147,167	147,167	42,027	105,140
Supplies	18,452	18,452	6,402	12,050
Purchased services	47,700	47,700	133,848	(86,148)
Repairs and maintenance	19,269	19,269	10,837	8,432
Grants and contributions	28,008	28,008	27,008	1,000
Utilities	31,527	31,527	11,580	19,947
Other	67,897	67,897	56,580	11,317
Total administration	360,020	360,020	288,282	71,738
Community Development:				
Purchased services	20,000	20,000	33,748	(13,748)
Supplies	500	500	-	500
Other	1,250	1,250	-	1,250
Total community development	21,750	21,750	33,748	(11,998)
Public Safety:				
Personnel services	911,287	911,287	962,424	(51,137)
Supplies	11,500	11,500	12,144	(644)
Purchased services	600	600	8,085	(7,485)
Repairs and maintenance	7,000	7,000	9,542	(2,542)
Grants and contributions	14,163	14,163	11,481	2,682
Utilities	-	-	6,189	(6,189)
Other	37,450	37,450	89,733	(52,283)
Total public safety	982,000	982,000	1,099,598	(117,598)
Public Works:				
Personnel services	131,530	131,530	157,057	(25,527)
Supplies	5,500	5,500	16,234	(10,734)
Purchased services	46,500	46,500	72,475	(25,975)
Repairs and maintenance	85,500	85,500	65,082	20,418
Utilities	300	300	5,188	(4,888)
Other	24,111	24,111	48,597	(24,486)
Total public works	293,441	293,441	364,633	(71,192)

(continued)

TOWN OF IGNACIO, COLORADO
General Fund
Schedule of Revenues, Expenditures and Changes in Fund Balance
Budget and Actual, (Continued)
For the Year Ended December 31, 2022

Expenditures	Budgeted Amounts		Actual Amounts	Variance with Final Budget
	Original	Final		
Parks:				
Personnel services	16,279	16,279	-	16,279
Supplies	1,000	1,000	2,150	(1,150)
Other	7,500	7,500	15,000	(7,500)
Total parks	<u>24,779</u>	<u>24,779</u>	<u>17,150</u>	<u>7,629</u>
Capital outlay:				
Capital outlay	66,000	190,677	324,945	(134,268)
Total capital outlay	<u>66,000</u>	<u>190,677</u>	<u>324,945</u>	<u>(134,268)</u>
Total expenditures	<u>1,766,513</u>	<u>1,891,190</u>	<u>2,142,504</u>	<u>(251,314)</u>
Excess of revenues over (under) expenditures	<u>218,253</u>	<u>93,576</u>	<u>315,015</u>	<u>221,439</u>
Other financing sources (uses):				
Transfer out	(200,000)	(200,000)	-	200,000
Total other financing sources (uses)	<u>(200,000)</u>	<u>(200,000)</u>	<u>-</u>	<u>200,000</u>
Net change in fund balance	18,253	(106,424)	315,015	421,439
Fund balance, beginning of year	<u>1,574,503</u>	<u>1,574,503</u>	<u>1,574,503</u>	<u>-</u>
Fund balance, end of year	<u>\$ 1,592,756</u>	<u>\$ 1,468,079</u>	<u>\$ 1,889,518</u>	<u>\$ 421,439</u>

TOWN OF IGNACIO, COLORADO
SUPPLEMENTARY INFORMATION
COMBINING STATEMENTS
NONMAJOR GOVERNMENTAL FUNDS

Nonmajor Special Revenue Funds

The **Economic Development Fund** is used to account for revenues and expenditures for economic development for the Town.

The **Conservation Trust Fund** accounts for the State of Colorado lottery funds to be used for parks and recreation services and capital investment.

TOWN OF IGNACIO, COLORADO
Combining Balance Sheet
Nonmajor Governmental Funds
December 31, 2022

	Special Revenue		Total
	Economic Development	Conservation Trust	
Assets			
Cash	\$ 63,415	\$ 90,079	\$ 153,494
Total assets	\$ 63,415	\$ 90,079	\$ 153,494
Liabilities and Fund Balance			
Fund Balances:			
Restricted for:			
Parks and recreation	\$ -	\$ 90,079	\$ 90,079
Committed for:			
Economic development	63,415	-	63,415
Total fund balance	63,415	90,079	153,494
Total liabilities and fund balance	\$ 63,415	\$ 90,079	\$ 153,494

TOWN OF IGNACIO, COLORADO
Combining Statement of Revenues, Expenditures, and Changes in Fund Balances
Nonmajor Governmental Funds
For the Year Ended December 31, 2022

	Special Revenue		Total
	Economic Development	Conservation Trust	
Revenues			
Intergovernmental	\$ -	\$ 10,897	\$ 10,897
Interest revenue	1,392	1,266	2,658
Total revenues	1,392	12,163	13,555
Expenditures			
Total expenditures	-	-	-
Net change in fund balances	1,392	12,163	13,555
Fund balance, beginning of year	13,476	77,916	91,392
Prior period adjustment	48,547	-	48,547
Fund balance, end of year	\$ 63,415	\$ 90,079	\$ 153,494

This page intentionally left blank

TOWN OF IGNACIO, COLORADO
SUPPLEMENTARY INFORMATION
BUDGETARY COMPARISON SCHEDULES
FOR THE FOLLOWING FUNDS:

Nonmajor Special Revenue Funds

The **Economic Development Fund** is used to account for revenues and expenditures for economic development for the Town.

The **Conservation Trust Fund** accounts for the State of Colorado lottery funds to be used for parks and recreation services and capital investment.

Major and Nonmajor Capital Project Funds

The **Capital Improvement Fund** accounts for acquisition or construction of major capital facilities (other than those belonging to enterprise funds).

Major and Nonmajor Enterprise Funds

Enterprise Funds are used to account for operations that are financed and operated in a manner similar to private business enterprises, where the intent is that the costs of providing goods or services to the general public on a continuing basis be financed or recovered primarily through user charges. The budgets for the enterprise funds have been prepared and presented on a modified accrual basis which is an accounting basis other than GAAP for enterprise funds.

The **Water Fund** accounts for the activities of the Town related to supplying water services to the citizens of the Town.

The **Gas Fund** accounts for the activities of the Town related to supplying natural gas services to the citizens of the Town.

The **Sewer Fund** accounts for the activities of the Town related to supplying sewer services to the citizens of the Town.

The **Irrigation Fund** accounts for user charges and contract payments for providing irrigation water handling services to the citizens of the Town.

TOWN OF IGNACIO, COLORADO
Economic Development Fund
Schedule of Revenues, Expenditures and Changes in Fund Balance
Budget and Actual
For the Year Ended December 31, 2022

	Budgeted Amounts		Actual	Variance with Final Budget
	Original	Final		
Revenues				
Interest revenue	\$ 50	\$ 50	\$ 1,392	\$ 1,342
Total revenues	50	50	1,392	1,342
Expenditures				
Capital outlay	10,000	10,000	-	10,000
Total expenditures	10,000	10,000	-	10,000
Net change in fund balance	(9,950)	(9,950)	1,392	11,342
Fund balance, beginning of year	13,476	13,476	13,476	-
Prior period adjustment	-	-	48,547	48,547
Fund balance, end of year	<u>\$ 3,526</u>	<u>\$ 3,526</u>	<u>\$ 63,415</u>	<u>\$ 59,889</u>

TOWN OF IGNACIO, COLORADO
Conservation Trust Fund
Schedule of Revenues, Expenditures and Changes in Fund Balance
Budget and Actual
For the Year Ended December 31, 2022

	Budgeted Amounts		Actual	Variance with Final Budget
	Original	Final		
Revenues				
Intergovernmental revenue	\$ 80,400	\$ 80,400	\$ 10,897	\$ (69,503)
Interest revenue	50	50	1,266	1,216
Total revenue	<u>80,450</u>	<u>80,450</u>	<u>12,163</u>	<u>(68,287)</u>
Expenditures				
Other	120,000	120,000	-	120,000
Total expenditures	<u>120,000</u>	<u>120,000</u>	<u>-</u>	<u>120,000</u>
Net change in fund balance	(39,550)	(39,550)	12,163	51,713
Fund balance, beginning of year	<u>77,916</u>	<u>77,916</u>	<u>77,916</u>	<u>-</u>
Fund balance, end of year	<u><u>\$ 38,366</u></u>	<u><u>\$ 38,366</u></u>	<u><u>\$ 90,079</u></u>	<u><u>\$ 51,713</u></u>

TOWN OF IGNACIO, COLORADO
Capital Improvement Fund
Schedule of Revenues, Expenditures and Changes in Fund Balance
Budget and Actual
For the Year Ended December 31, 2022

	Budgeted Amounts		Actual	Variance with Final Budget
	Original	Final		
Revenues				
Sales tax	\$ 230,000	\$ 230,000	\$ 289,512	\$ 59,512
Interest revenue	180	180	6,311	6,131
Total revenue	<u>230,180</u>	<u>230,180</u>	<u>295,823</u>	<u>65,643</u>
Expenditures				
Capital outlay	<u>125,000</u>	<u>125,000</u>	<u>32,850</u>	<u>92,150</u>
Total expenditures	<u>125,000</u>	<u>125,000</u>	<u>32,850</u>	<u>92,150</u>
Excess of revenues over (under) expenditures	<u>105,180</u>	<u>105,180</u>	<u>262,973</u>	<u>157,793</u>
Other financing sources (uses):				
Transfers out	<u>(50,000)</u>	<u>(50,000)</u>	<u>-</u>	<u>50,000</u>
Total other financing sources (uses):	<u>150,000</u>	<u>150,000</u>	<u>-</u>	<u>(150,000)</u>
Net change in fund balance	255,180	255,180	262,973	7,793
Fund balance, beginning of year	<u>431,969</u>	<u>431,969</u>	<u>431,969</u>	<u>-</u>
Fund balance, end of year	<u><u>\$ 687,149</u></u>	<u><u>\$ 687,149</u></u>	<u><u>\$ 694,942</u></u>	<u><u>\$ 7,793</u></u>

TOWN OF IGNACIO, COLORADO
Water Fund
Schedule of Revenues, Expenses and Changes in Available Resources
Budget and Actual
For the Year Ended December 31, 2022

	Budgeted Amounts		Actual Amounts	Variance with Final Budget
	Original	Final		
Revenues				
Charges for services	\$ 294,500	\$ 294,500	\$ 288,610	\$ (5,890)
Interest revenue	25	25	464	439
Tap fees	7,600	7,600	3,450	(4,150)
Transfers in	25,000	25,000	-	(25,000)
Total revenues	<u>327,125</u>	<u>327,125</u>	<u>292,524</u>	<u>(34,601)</u>
Expenses				
Commodity purchases	150,000	150,000	124,307	25,693
Personnel services	96,255	96,255	113,543	(17,288)
Contracted services	38,711	38,711	8,151	30,560
Supplies	2,779	2,779	29,037	(26,258)
Repairs and maintenance	2,964	2,964	4,317	(1,353)
Administrative	2,534	2,534	4,524	(1,990)
Utilities	2,686	2,686	2,926	(240)
Total expenses	<u>295,929</u>	<u>295,929</u>	<u>286,805</u>	<u>9,124</u>
Change in net position - budget basis	<u>\$ 31,196</u>	<u>\$ 31,196</u>	5,719	<u>\$ (25,477)</u>
GAAP Basis Adjustments				
Depreciation			<u>(44,251)</u>	
Change in net position - GAAP basis			(38,532)	
Net position, beginning of year			<u>1,822,980</u>	
Net position, end of year			<u><u>\$ 1,784,448</u></u>	

TOWN OF IGNACIO, COLORADO
Gas Fund
Schedule of Revenues, Expenses and Changes in Available Resources
Budget and Actual
For the Year Ended December 31, 2022

	Budgeted Amounts		Actual Amounts	Variance with Final Budget
	Original	Final		
Revenues				
Charges for services	\$ 317,000	\$ 317,000	\$ 609,818	\$ 292,818
Interest revenue	55	55	1,726	1,671
Tap fees	-	-	3,562	3,562
Total revenues	<u>317,055</u>	<u>317,055</u>	<u>615,106</u>	<u>298,051</u>
Expenses				
Commodity purchases	185,500	336,985	477,834	(140,849)
Personnel services	96,755	96,755	113,543	(16,788)
Contracted services	9,211	9,211	6,257	2,954
Supplies	4,079	4,079	22,062	(17,983)
Repairs and maintenance	4,464	4,464	3,229	1,235
Administrative	7,159	7,159	9,695	(2,536)
Utilities	2,686	2,686	2,926	(240)
Total expenses	<u>309,854</u>	<u>461,339</u>	<u>635,546</u>	<u>(174,207)</u>
Change in net position - budget basis	<u>\$ 7,201</u>	<u>\$ (144,284)</u>	(20,440)	<u>\$ 123,844</u>
GAAP Basis Adjustments				
Depreciation			<u>(74,572)</u>	
Change in net position - GAAP basis			(95,012)	
Net position, beginning of year			<u>1,840,865</u>	
Position, end of year			<u><u>\$ 1,745,853</u></u>	

TOWN OF IGNACIO, COLORADO
Sewer Fund
Schedule of Revenues, Expenses and Changes in Available Resources
Budget and Actual
For the Year Ended December 31, 2022

	Budgeted Amounts		Actual Amounts	Variance with Final Budget
	Original	Final		
Revenues				
Charges for services	\$ 501,000	\$ 501,000	\$ 592,870	\$ 91,870
Interest revenue	-	-	1	1
Tap fees	2,500	2,500	1,850	(650)
Transfers in	25,000	25,000	-	(25,000)
Total revenues	<u>528,500</u>	<u>528,500</u>	<u>594,721</u>	<u>66,221</u>
Expenses				
Personnel services	84,088	84,088	99,357	(15,269)
Contract services	424,606	424,606	367,189	57,417
Supplies	2,890	2,890	3,349	(459)
Repairs and maintenance	1,482	1,482	2,702	(1,220)
Administration	1,129	1,129	26,718	(25,589)
Utilities	1,343	1,343	1,463	(120)
Total expenses	<u>515,538</u>	<u>515,538</u>	<u>500,778</u>	<u>14,760</u>
Change in net position - budget basis	<u>\$ 12,962</u>	<u>\$ 12,962</u>	93,943	<u>\$ 80,981</u>
GAAP Basis Adjustments				
Depreciation			<u>(16,255)</u>	
Change in net position - GAAP basis			77,688	
Net position - beginning of year			<u>341,846</u>	
Net position - end of year			<u>\$ 419,534</u>	

TOWN OF IGNACIO, COLORADO
Irrigation Fund
Schedule of Revenues, Expenses and Changes in Available Resources
Budget and Actual
For the Year Ended December 31, 2022

	Budgeted Amounts		Actual Amounts	Variance with Final Budget
	Original	Final		
Revenues				
Charges for services	\$ 40,500	\$ 40,500	\$ 40,310	\$ (190)
Interest revenue	25	25	181	156
Total revenues	40,525	40,525	40,491	(34)
Expenses				
Personnel Services	26,953	27,612	25,253	2,359
Contracted services	3,142	3,402	700	2,702
Supplies	5,656	8,719	8,137	582
Repairs and Maintenance	594	832	646	186
Administrative	251	353	274	79
Utilities	537	754	585	169
Total expenses	37,133	41,672	35,595	6,077
Change in net position - budget basis	<u>\$ 3,392</u>	<u>\$ (1,147)</u>	4,896	<u>\$ 6,043</u>
GAAP Basis Adjustments				
Depreciation			(8,659)	
Change in net position - GAAP basis			(3,763)	
Net position - beginning of year			<u>366,151</u>	
Net position - end of year			<u><u>\$ 362,388</u></u>	

SUPPLEMENTARY INFORMATION
LOCAL HIGHWAY FINANCE REPORT

Section 43-2-132 of the Colorado Revised Statutes requires municipalities receiving Highway User Tax Funds to include a schedule of highway receipts and expenditures with the audit report. The said report is presented on the following two pages.

The public report burden for this information collection is estimated to average 380 hours annually.

LOCAL HIGHWAY FINANCE REPORT	City or County: Town of Ignacio, CO
	YEAR ENDING : December 2022
Prepared By: Dee Wesner, Finance Coordinator Phone: 1-970-563-9494	

I. DISPOSITION OF HIGHWAY-USER REVENUES AVAILABLE FOR LOCAL GOVERNMENT EXPENDITURE

ITEM	A. Local Motor-Fuel Taxes	B. Local Motor-Vehicle Taxes	C. Receipts from State Highway-User Taxes	D. Receipts from Federal Highway Administration
1. Total receipts available				
2. Minus amount used for collection expenses				
3. Minus amount used for nonhighway purposes				
4. Minus amount used for mass transit				
5. Remainder used for highway purposes				

II. RECEIPTS FOR ROAD AND STREET PURPOSES

III. DISBURSEMENTS FOR ROAD AND STREET PURPOSES

ITEM	AMOUNT	ITEM	AMOUNT
A. Receipts from local sources:		A. Local highway disbursements:	
1. Local highway-user taxes		1. Capital outlay (from page 2)	32,850
a. Motor Fuel (from Item I.A.5.)		2. Maintenance:	21,528
b. Motor Vehicle (from Item I.B.5.)		3. Road and street services:	
c. Total (a.+b.)		a. Traffic control operations	
2. General fund appropriations	0	b. Snow and ice removal	0
3. Other local imposts (from page 2)	37,222	c. Other	16,566
4. Miscellaneous local receipts (from page 2)	3,101	d. Total (a. through c.)	16,566
5. Transfers from toll facilities		4. General administration & miscellaneous	6,930
6. Proceeds of sale of bonds and notes:		5. Highway law enforcement and safety	
a. Bonds - Original Issues		6. Total (1 through 5)	77,875
b. Bonds - Refunding Issues		B. Debt service on local obligations:	
c. Notes		1. Bonds:	
d. Total (a. + b. + c.)	0	a. Interest	
7. Total (1 through 6)	40,323	b. Redemption	
B. Private Contributions		c. Total (a. + b.)	0
C. Receipts from State government (from page 2)	37,552	2. Notes:	
D. Receipts from Federal Government (from page 2)	0	a. Interest	
E. Total receipts (A.7 + B + C + D)	77,875	b. Redemption	
		c. Total (a. + b.)	0
		3. Total (1.c + 2.c)	0
		C. Payments to State for highways	
		D. Payments to toll facilities	
		E. Total disbursements (A.6 + B.3 + C + D)	77,875

IV. LOCAL HIGHWAY DEBT STATUS

(Show all entries at par)

	Opening Debt	Amount Issued	Redemptions	Closing Debt
A. Bonds (Total)				0
1. Bonds (Refunding Portion)				
B. Notes (Total)				0

V. LOCAL ROAD AND STREET FUND BALANCE

	A. Beginning Balance	B. Total Receipts	C. Total Disbursements	D. Ending Balance	E. Reconciliation
	0	77,875	77,875	0	0

Notes and Comments:

LOCAL HIGHWAY FINANCE REPORT

STATE:
Colorado
YEAR ENDING (mm/yy):
December 2022

II. RECEIPTS FOR ROAD AND STREET PURPOSES - DETAIL

ITEM	AMOUNT	ITEM	AMOUNT
A.3. Other local imposts:		A.4. Miscellaneous local receipts:	
a. Property Taxes and Assessments		a. Interest on investments	
b. Other local imposts:		b. Traffic Fines & Penalties	
1. Sales Taxes	32,850	c. Parking Garage Fees	
2. Infrastructure & Impact Fees		d. Parking Meter Fees	
3. Liens		e. Sale of Surplus Property	
4. Licenses		f. Charges for Services	
5. Specific Ownership &/or Other	4,372	g. Other Misc. Receipts	
6. Total (1. through 5.)	37,222	h. Other - Road and Bridge	3,101
c. Total (a. + b.)	37,222	i. Total (a. through h.)	3,101
(Carry forward to page 1)		(Carry forward to page 1)	

ITEM	AMOUNT	ITEM	AMOUNT
C. Receipts from State Government		D. Receipts from Federal Government	
1. Highway-user taxes	30,744	1. FHWA (from Item I.D.5.)	
2. State general funds		2. Other Federal agencies:	
3. Other State funds:		a. Forest Service	
a. State bond proceeds		b. FEMA	
b. Project Match		c. HUD	
c. Motor Vehicle Registrations	4,058	d. Federal Transit Admin	
d. Other - Snow Removal	2,750	e. U.S. Corps of Engineers	
e. Other - State grant		f. Other Federal	
f. Total (a. through e.)	6,808	g. Total (a. through f.)	0
4. Total (1. + 2. + 3.f)	37,552	3. Total (1. + 2.g)	
		(Carry forward to page 1)	

III. DISBURSEMENTS FOR ROAD AND STREET PURPOSES - DETAIL

	ON NATIONAL HIGHWAY SYSTEM (a)	OFF NATIONAL HIGHWAY SYSTEM (b)	TOTAL (c)
A.1. Capital outlay:			
a. Right-Of-Way Costs			0
b. Engineering Costs		0	0
c. Construction:			
(1). New Facilities			0
(2). Capacity Improvements			0
(3). System Preservation		0	0
(4). System Enhancement & Operation		32,850	32,850
(5). Total Construction (1) + (2) + (3) + (4)	0	32,850	32,850
d. Total Capital Outlay (Lines 1.a. + 1.b. + 1.c.5)	0	32,850	32,850
			(Carry forward to page 1)

Notes and Comments:

This page intentionally left blank



**Independent Auditors' Report on Internal Control
over Financial Reporting and on Compliance and Other
Matters Based on an Audit of Financial Statements
Performed in Accordance with *Government Auditing Standards***

The Honorable Mayor and Board
Town of Ignacio, Colorado

We have audited, in accordance with the auditing standards generally accepted in the United States of America and the standards applicable to financial audits contained in *Government Auditing Standards* issued by the Comptroller General of the United States, the financial statements of the governmental activities, the business-type activities, each major fund, and the aggregate remaining fund information of the Town of Ignacio, Colorado, as of and for the year ended December 31, 2022, and the related notes to the financial statements, which collectively comprise of the Town of Ignacio, Colorado's basic financial statements and have issued our report thereon dated May 30, 2023.

Internal Control over Financial Reporting

In planning and performing our audit of the financial statements, we considered the Town of Ignacio, Colorado's internal control over financial reporting (internal control) as a basis for designing audit procedures that are appropriate in the circumstances for the purpose of expressing our opinions on the financial statements, but not for the purpose of expressing an opinion on the effectiveness of the Town of Ignacio, Colorado's internal control. Accordingly, we do not express an opinion on the effectiveness of the Town of Ignacio, Colorado's internal control.

A *deficiency in internal control* exists when the design or operation of a control does not allow management or employees, in the normal course of performing their assigned functions, to prevent, or detect and correct, misstatements on a timely basis. A *material weakness* is a deficiency, or a combination of deficiencies, in internal control such that there is a reasonable possibility that a material misstatement of the entity's financial statements will not be prevented, or detected and corrected on a timely basis. A *significant deficiency* is a deficiency, or a combination of deficiencies, in internal control that is less severe than a material weakness, yet important enough to merit attention by those charged with governance.

Our consideration of internal control was for the limited purpose described in the preceding paragraph and was not designed to identify all deficiencies in internal control that might be material weaknesses or significant deficiencies and therefore, material weaknesses or significant deficiencies may exist that have not been identified. Given these limitations, during our audit we did not identify any deficiencies in internal control that we consider to be material weaknesses. We did identify a certain deficiency in internal control described in the findings and recommendations letter that we consider to be a significant deficiency:

2019-001 Year End Accounting and Financial Statement Controls

Compliance and Other Matters

As part of obtaining reasonable assurance about whether the Town's financial statements are free of material misstatement, we performed tests of its compliance with certain provisions of laws, regulations, contracts, and grant agreements, noncompliance with which could have a direct and material effect on the financial statements. However, providing an opinion on compliance with those provisions was not an objective of our audit, and accordingly, we do not express such an opinion. The results of our tests disclosed no instances of noncompliance or other matters that are required to be reported under *Government Auditing Standards*.

Purpose of this Report

The purpose of this report is solely to describe the scope of our testing of internal control and compliance and the results of that testing, and not to provide an opinion on the effectiveness of the entity's internal control or on compliance. This report is an integral part of an audit performed in accordance with *Government Auditing Standards* in considering the entity's internal control and compliance. Accordingly, this communication is not suitable for any other purpose.

HintonBurdick, PLLC

HintonBurdick, PLLC
St. George, Utah
May 30, 2023